

Glencoe McGraw-Hill

Math Connects

Course 3

Noteables[™]
Interactive Study Notebook
with **FOLDABLES**[®]

Contributing Author

Dinah Zike

FOLDABLES[®]

Consultant

Douglas Fisher, Ph.D.

Professor of Language and Literacy Education
San Diego State University
San Diego, CA

**Mc
Graw
Hill**

Glencoe



The McGraw-Hill Companies

Copyright © by The McGraw-Hill Companies, Inc. All rights reserved. No part of this publication may be reproduced or distributed in any form or by any means, or stored in a database or retrieval system, without the prior written consent of The McGraw-Hill Companies, Inc., including, but not limited to, network storage or transmission, or broadcast for distance learning.

Send all inquiries to:
The McGraw-Hill Companies
8787 Orion Place
Columbus, OH 43240-4027

Printed in the United States of America.

ISBN: 978-0-07-890238-3
MHID: 0-07-890238-X

Math Connects: Concepts, Skills, and Problem Solving, Course 3
Noteables™: Interactive Study Notebook with Foldables®

1 2 3 4 5 6 7 8 9 10 009 17 16 15 14 13 12 11 10 09 08

Contents

CHAPTER 1

Foldables	1
Vocabulary Builder	2
1-1 A Plan for Problem Solving	4
1-2 Variables, Expressions, and Properties	6
1-3 Integers and Absolute Value	9
1-4 Adding Integers	12
1-5 Subtracting Integers	16
1-6 Multiplying and Dividing Integers	18
1-7 Writing Equations	21
1-8 Problem-Solving Investigation: Work Backward	23
1-9 Solving Addition and Subtraction Equations	24
1-10 Solving Multiplication and Division Equations	26
Study Guide	28

CHAPTER 2

Foldables	32
Vocabulary Builder	33
2-1 Rational Numbers	35
2-2 Comparing and Ordering Rational Numbers	38
2-3 Multiplying Positive and Negative Fractions	40
2-4 Dividing Positive and Negative Fractions	42
2-5 Adding and Subtracting Like Fractions	45
2-6 Adding and Subtracting Unlike Fractions	47
2-7 Solving Equations with Rational Numbers	49
2-8 Problem-Solving Investigation: Look for a Pattern	51
2-9 Powers and Exponents	52
2-10 Scientific Notation	54
Study Guide	57

CHAPTER 3

Foldables	61
Vocabulary Builder	62
3-1 Square Roots	64
3-2 Estimating Square Roots	66
3-3 Problem-Solving Investigation: Use a Venn Diagram	68
3-4 The Real Number System	69
3-5 The Pythagorean Theorem	72
3-6 Using the Pythagorean Theorem	75

3-7 Geometry: Distance on the Coordinate Plane	77
Study Guide	80

CHAPTER 4

Foldables	84
Vocabulary Builder	85
4-1 Ratios and Rates	87
4-2 Proportional and Nonproportional Relationships	89
4-3 Rate of Change	91
4-4 Constant Rate of Change	94
4-5 Solving Proportions	97
4-6 Problem-solving Investigation: Draw a Diagram	99
4-7 Similar Polygons	100
4-8 Dilations	103
4-9 Indirect Measurement	105
4-10 Scale Drawings and Models	108
Study Guide	110

CHAPTER 5

Foldables	115
Vocabulary Builder	116
5-1 Ratios and Percents	118
5-2 Comparing Fractions, Decimals, and Percents	120
5-3 Algebra: The Percent Proportion	123
5-4 Finding Percents Mentally	125
5-5 Problem-Solving Investigation: Reasonable Answers	127
5-6 Percent and Estimation	128
5-7 Algebra: The Percent Equation	131
5-8 Percent of Change	133
5-9 Simple Interest	137
Study Guide	139

CHAPTER 6

Foldables	143
Vocabulary Builder	144
6-1 Line and Angle Relationships	146
6-2 Problem-Solving Investigation: Use Logical Reasoning	149
6-3 Polygons and Angles	150
6-4 Congruent Polygons	152
6-5 Symmetry	154
6-6 Reflections	156
6-7 Translations	159
Study Guide	162

Contents

CHAPTER 7

Foldables	166
Vocabulary Builder	167
7-1 Circumference and Area of Circles	169
7-2 Problem-Solving Investigation: Solve a Simpler Problem	171
7-3 Area of Composite Figures	172
7-4 Three-Dimensional Figures	174
7-5 Volume of Prisms and Cylinders	177
7-6 Volume of Pyramids and Cones	180
7-7 Surface Area of Prisms and Cylinders	182
7-8 Surface Area of Pyramids	185
7-9 Similar Solids	187
Study Guide	190

CHAPTER 8

Foldables	195
Vocabulary Builder	196
8-1 Simplifying Algebraic Expressions	197
8-2 Solving Two-Step Equations	200
8-3 Writing Two-Step Equations	203
8-4 Solving Equations with Variables on Each Side	206
8-5 Problem-Solving Investigation: Guess and Check	208
8-6 Inequalities	209
8-7 Solving Inequalities by Adding or Subtracting	212
8-8 Solving Inequalities by Multiplying or Dividing	214
Study Guide	216

CHAPTER 9

Foldables	220
Vocabulary Builder	221
9-1 Sequences	223
9-2 Functions	226
9-3 Representing Linear Functions	229
9-4 Slope	233
9-5 Direct Variation	236
9-6 Slope-Intercept Form	239
9-7 Systems of Equations	241
9-8 Problem-Solving Investigation: Use a Graph	244

9-9 Scatter Plots	245
Study Guide	248

CHAPTER 10

Foldables	253
Vocabulary Builder	254
10-1 Linear and Nonlinear Functions	255
10-2 Graphing Quadratic Functions	258
10-3 Problem-Solving Investigation: Make a Model	260
10-4 Graphing Cubic Functions	261
10-5 Multiplying Monomials	264
10-6 Dividing Monomials	266
10-7 Powers of Monomials	269
10-8 Roots of Monomials	271
Study Guide	273

CHAPTER 11

Foldables	277
Vocabulary Builder	278
11-1 Problem-Solving Investigation: Make a Table	280
11-2 Histograms	281
11-3 Circle Graphs	284
11-4 Measures of Central Tendency and Range	288
11-5 Measures of Variation	291
11-6 Box-and-Whisker Plots	294
11-7 Stem-and-Leaf Plots	297
11-8 Select an Appropriate Display	301
Study Guide	303

CHAPTER 12

Foldables	307
Vocabulary Builder	308
12-1 Counting Outcomes	310
12-2 Probability of Compound Events	313
12-3 Experimental and Theoretical Probability	316
12-4 Problem-Solving Investigation: Act It Out	320
12-5 Using Sampling to Predict	321
Study Guide	324

Organizing Your Foldables

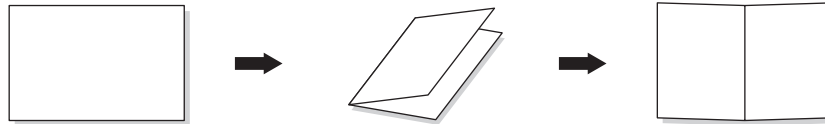


Have students make this Foldable to help them organize and store their chapter Foldables. Begin with one sheet of 11" × 17" paper.

STEP 1

Fold

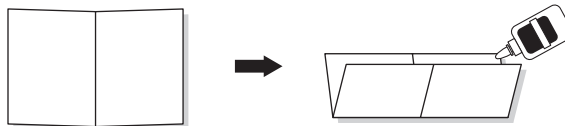
Fold the paper in half lengthwise. Then unfold.



STEP 2

Fold and Glue

Fold the paper in half widthwise and glue all of the edges.



STEP 3

Glue and Label

Glue the left, right, and bottom edges of the Foldable to the inside back cover of your Noteables notebook.



Reading and Taking Notes As you read and study each chapter, record notes in your chapter Foldable. Then store your chapter Foldables inside this Foldable organizer.

Using Your Noteables™ Interactive Study Notebook

with FOLDABLES

This note-taking guide is designed to help you succeed in *Math Connects, Course 3*. Each chapter includes:

CHAPTER 3
Real Numbers and the Pythagorean Theorem

FOLDABLES Use the instructions below to make a Foldable to help you organize your notes as you study the chapter. You will see Foldable reminders in the margin of this Interactive Study Notebook to help you in taking notes.

Begin with two sheets of $8\frac{1}{2}$ " by 11" notebook paper.

STEP 1: Fold one in half from top to bottom. Cut along fold from edges to margin.

STEP 2: Fold the other sheet in half from top to bottom. Cut along fold between margins.

STEP 3: Insert first sheet through second sheet and align folds.

STEP 4: Label each page with a lesson number and title.

NOTE-TAKING TIP: When you take notes, clarify terms, record concepts, and write examples for each lesson. You may also want to list ways in which the new concepts can be used in your daily life.

Copyright © Glencoe/McGraw-Hill, a division of The McGraw-Hill Companies, Inc.

Math Connects, Course 3 61

The Chapter Opener contains instructions and illustrations on how to make a Foldable that will help you to organize your notes.

A Note-Taking Tip provides a helpful hint you can use when taking notes.

The Build Your Vocabulary table allows you to write definitions and examples of important vocabulary terms together in one convenient place.

CHAPTER 3
BUILD YOUR VOCABULARY

This is an alphabetical list of new vocabulary terms you will learn in Chapter 3. As you complete the study notes for the chapter, you will see Build Your Vocabulary reminders to complete each term's definition or description on these pages. Remember to add the textbook page number in the second column for reference when you study.

Vocabulary Term	Found on Page	Definition	Description or Example
abscissa [ab-SIH-sub]			
converse			
coordinate plane			
hypotenuse			
irrational number			
legs			
ordered pair			
ordinate [OR-din-it]			
origin			
perfect square			

Copyright © Glencoe/McGraw-Hill, a division of The McGraw-Hill Companies, Inc.

Math Connects, Course 3 62

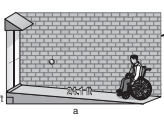
Within each chapter, Build Your Vocabulary boxes will remind you to fill in this table.

Copyright © Glencoe/McGraw-Hill, a division of The McGraw-Hill Companies, Inc.

3-6 Using the Pythagorean Theorem

MAIN IDEA
Solve problems using the Pythagorean Theorem.

EXAMPLE Use the Pythagorean Theorem
RAMPS A ramp to a newly constructed building must be built according to the guidelines stated in the Americans with Disabilities Act. The ramp is 24.1 feet long and the height of the ramp is 2 feet. How far from the bottom of the building must the ramp be built? Round to the nearest tenth.



Right triangle. Use the Pythagorean Theorem.

Replace c with 24.1 and b with 2.
Evaluate 24.1^2 and 2^2 .

$$a^2 + 2^2 = 24.1^2$$

$$a^2 + 4 = 580.81$$

$$a^2 = 580.81 - 4$$

$$a^2 = 576.81$$

$$a = \sqrt{576.81}$$

$$a \approx 24.0$$

The end of the ramp is about 24.0 feet from the base of the building.

FOLDABLES
ORGANIZE IT
On Lesson 3-6 of your Foldable, explain the Pythagorean Theorem in your own words and give an example of how it might be used in a real-life situation.

Copyright © Glencoe/McGraw-Hill, a division of The McGraw-Hill Companies, Inc.

Lessons cover the content of the lessons in your textbook. As your teacher discusses each example, follow along and complete the fill-in boxes. Take notes as appropriate.

CHAPTER 3 BRINGING IT ALL TOGETHER

STUDY GUIDE

FOLDABLES Use your Chapter 3 Foldable to help you study for your chapter test.	VOCABULARY PUZZLEMAKER To make a crossword puzzle, word search, or jumble puzzle of the vocabulary words in Chapter 3, go to glencoe.com	BUILD YOUR VOCABULARY You can use your completed Vocabulary Builder (pages 62–63) to help you solve the puzzle.
--	---	---

3-1 Square Roots

Complete each sentence.

- The principle square root is the square root of a number.
- To solve an equation in which one side of the square is a squared term, you can take the of each side of the equation.

Find each square root.

- $\sqrt{900}$
- $-\sqrt{625}$
- $-\sqrt{\frac{36}{49}}$
- $\sqrt{\frac{25}{121}}$

3-2 Estimating Square Roots

Determine between which two consecutive whole numbers each value is located.

- $\sqrt{23}$
- $\sqrt{27}$
- $\sqrt{59}$
- $\sqrt{18}$

Copyright © Glencoe/McGraw-Hill, a division of The McGraw-Hill Companies, Inc.

Bringing It All Together Study Guide reviews the main ideas and key concepts from each lesson.

3-1

FOLDABLES
ORGANIZE IT
On Lesson 3-1 of your Foldable, explain how to find the square root of a number and give an example.

Check Your Progress Find each square root.

- $\sqrt{64}$
- $\sqrt{100}$
- $\pm\sqrt{2.25}$

EXAMPLE Use an Equation to Solve a Problem
MUSIC The art work of the square picture in a compact disc case is approximately 14,161 mm² in area. Find the length of each side of the square.

The area is equal to the square of the length of a side.
Let A = the area and let s = the length of the side $A = s^2$
 $14,161 = s^2$ Write the equation.
 $s = \sqrt{14,161}$ Take the square root of each side.
The length of a side of a compact disc case is about millimeters since distance cannot be negative.

Check Your Progress A piece of art is a square picture that is approximately 11,025 square inches in area. Find the length of each side of the square picture.

Examples parallel the examples in your textbook.

Check Your Progress exercises allow you to solve similar exercises on your own.

NOTE-TAKING TIPS

Your notes are a reminder of what you learned in class. Taking good notes can help students succeed in mathematics. The following tips will help you take better classroom notes.

- Before class, ask what your teacher will be discussing in class. Review mentally what you already know about the concept.
- Be an active listener. Focus on what your teacher is saying. Listen for important concepts. Pay attention to words, examples, and/or diagrams your teacher emphasizes.
- Write your notes as clear and concise as possible. The following symbols and abbreviations may be helpful in your note-taking.

Word or Phrase	Symbol or Abbreviation	Word or Phrase	Symbol or Abbreviation
for example	e.g.	not equal	\neq
such as	i.e.	approximately	\approx
with	w/	therefore	\therefore
without	w/o	versus	vs
and	+	angle	\angle

- Use a symbol such as a star (★) or an asterisk (*) to emphasize important concepts. Place a question mark (?) next to anything that you do not understand.
- Ask questions and participate in class discussion.
- Draw and label pictures or diagrams to help clarify a concept.
- When working out an example, write what you are doing to solve the problem next to each step. Be sure to use your own words.
- Review your notes as soon as possible after class. During this time, organize and summarize new concepts and clarify misunderstandings.

Note-Taking Don'ts

- **Don't** write every word. Concentrate on the main ideas and concepts.
- **Don't** use someone else's notes as they may not make sense.
- **Don't** doodle. It distracts you from listening actively.
- **Don't** lose focus or you will become lost in your note-taking.


Algebra: Integers



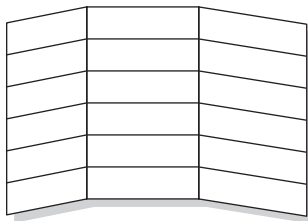
Use the instructions below to make a Foldable to help you organize your notes as you study the chapter. You will see Foldable reminders in the margin of this Interactive Study Notebook to help you in taking notes.

Begin with a plain piece of 11" × 17" paper.

STEP 1 **Fold** the paper in sixths lengthwise



STEP 2 **Open and Fold** a 4" tab along the short side. Then fold the rest in half.



STEP 3 **Label** Draw lines along the folds and label as shown.

	Words	Example(s)
A Plan for Problem Solving		
+ & - of Integers		
× & ÷ of Integers		
Solving + & - Equations		
Solving × & ÷ Equations		



NOTE-TAKING TIP: When taking notes, it may be helpful to explain each idea in words and give one or more examples.

BUILD YOUR VOCABULARY

This is an alphabetical list of new vocabulary terms you will learn in Chapter 1. As you complete the study notes for the chapter, you will see Build Your Vocabulary reminders to complete each term's definition or description on these pages. Remember to add the textbook page number in the second column for reference when you study.

Vocabulary Term	Found on Page	Definition	Description or Example
absolute value			
additive inverse			
algebra			
algebraic expression [AL-juh-BRAY-ihk]			
conjecture			
coordinate			
counterexample			
define a variable			
equation [ih-KWAY-zhuhn]			
evaluate			
inequality			

Vocabulary Term	Found on Page	Definition	Description or Example
integer [IHN-tih-juhr]			
inverse operations			
negative number			
numerical expression			
opposites			
order of operations			
positive number			
powers			
property			
solution			
solve			
variable			

MAIN IDEA

- Solve problems using the four-step plan.

BUILD YOUR VOCABULARY (pages 2–3)

Some problem solving strategies require you to make an or **conjecture**.

EXAMPLES Use the Four-Step Plan**FOLDABLES****ORGANIZE IT**

Summarize the four-step problem-solving plan in words and symbols. Include an example of how you have used this plan to solve a problem.

	Words	Example(s)
A Plan for Problem Solving		
+ & - of Integers		
× & ÷ of Integers		
Solving + & - Equations		
Solving × & ÷ Equations		

- 1 HOME IMPROVEMENT** The Vorhees family plans to paint the walls in their family room. They need to cover 512 square feet with two coats of paint. If a 1-gallon can of paint covers 220 square feet, how many 1-gallon cans of paint do they need?

UNDERSTAND Since they will be using coats of paint, we must the area to be painted.

PLAN They will be covering × square feet or square feet. Next, divide by to determine how many cans of paint are needed.

SOLVE ÷ =

CHECK Since they will purchase a whole number of cans of paint, round to .

They will need to purchase cans of paint.

Check Your Progress Jocelyn plans to paint her bedroom. She needs to cover 400 square feet with three coats of paint. If a 1-gallon can of paint covers 350 square feet, how many 1-gallon cans of paint does she need?

REMEMBER IT

Always check to make sure your answer is reasonable. You can solve the problem again if you think your answer is not correct.

- 1 GEOGRAPHY** Study the table. The five largest states in total area, which includes land and water, are shown. Of the five states shown, which one has the smallest area of water?

Largest States in Area		
State	Land Area (mi ²)	Total Area (mi ²)
Alaska	570,374	615,230
Texas	261,914	267,277
California	155,973	158,869
Montana	145,556	147,046
New Mexico	121,364	121,598

Source: U.S. Census Bureau

UNDERSTAND *What do you know?* You are given the total area and the land area for five states. *What are you trying to find?* You need to find the water area.

PLAN

To determine the water area,

the from the

for each state.

SOLVE

$$\text{Alaska} = 615,230 - 570,374 = \text{$$

$$\text{Texas} = 267,277 - 261,914 = \text{$$

$$\text{California} = 158,869 - 155,973 = \text{$$

$$\text{Montana} = 147,046 - 145,556 = \text{$$

$$\text{New Mexico} = 121,598 - 121,364 = \text{$$

CHECK

Compare the water area for each state to determine which state has the least water area.

has the least water area with square miles.

HOMEWORK ASSIGNMENT

Page(s):

Exercises:

Check Your Progress

Refer to Example 2. How many times larger is the land area of Alaska than the land area of Montana?

MAIN IDEA

- Evaluate expressions and identify properties.

BUILD YOUR VOCABULARY (pages 2–3)

A **variable** is a , usually a letter, used to represent a .

An **algebraic expression** contains a , a number, and at least one symbol.

When you substitute a number for the , an algebraic expression becomes a **numerical expression**.

To **evaluate** an expression means to find its value.

To avoid confusion, mathematicians have agreed on a called the **order of operations**.

EXAMPLES Evaluate Algebraic Expressions

Evaluate each expression if $q = 5$, $r = 6$, and $s = 3$.

1 $4(r - s)^2$

$$4(r - s)^2$$

$$= 4(\text{ } - \text{ })^2$$

$$= 4(\text{ })^2$$

$$= 4 \cdot \text{ }$$

$$= \text{ }$$

Replace with 6 and with 3.

Perform operations in the first.

Evaluate the .

Simplify.

KEY CONCEPT

Order of Operations

- Do all operations within grouping symbols first; start with the innermost grouping symbols.
- Evaluate all powers before other operations.
- Multiply and divide in order from left to right.
- Add and subtract in order from left to right.

BUILD YOUR VOCABULARY (pages 2–3)

Expressions such as 7^2 and 2^3 are called **powers** and represent repeated .

1 $q^2 - 4r - 1$

$$q^2 - 4r - 1 = \boxed{}^4 - 4\boxed{} - 1$$

Replace with 5 and with 6.

$$= \boxed{} - 4(6) - 1$$

Evaluate before other operations.

$$= 25 - \boxed{} - 1$$

.

$$= \boxed{} - \boxed{}$$

Add and subtract in order from left to right.

$$= \boxed{}$$

.

2 $\frac{6q}{5s}$

The fraction bar is a grouping symbol. Evaluate the expressions in the numerator and denominator separately before dividing.

$$\frac{6q}{5s} = \frac{6(5)}{5(3)}$$

Replace with 5 and with 3.

$$= \frac{30}{15}$$

Do all first.

$$= \boxed{}$$

$$\boxed{}$$

Check Your Progress Evaluate each expression.

a. $2(a + b)^2$ if $a = 3$ and $b = 2$

b. $b^2 + 3c - 5$ if $b = 4$ and $c = 2$

c. $\frac{3s}{q + 4}$ if $q = 2$ and $s = 4$

BUILD YOUR VOCABULARY (pages 2–3)

The branch of mathematics that involves with variables is called **algebra**.

Properties are sentences that are true for any numbers.

A **counterexample** is an example that shows that a conjecture is .

REMEMBER IT**Commutative Property**

$$a + b = b + a$$

$$a \cdot b = b \cdot a$$

Associative Property

$$a + (b + c) = (a + b) + c$$

$$a \cdot (b \cdot c) = (a \cdot b) \cdot c$$

Distributive Property

$$a(b + c) = ab + ac$$

$$a(b - c) = ab - ac$$

Identity Property

$$a + 0 = a$$

$$a \cdot 1 = a$$

EXAMPLES Identify Properties

- 4 Name the property shown by $12 \cdot 1 = 12$.

Multiplying by 1 does not change the number.

This is the Property of Multiplication.

Check Your Progress

Name the property shown by $3 \cdot 2 = 2 \cdot 3$.

EXAMPLES Find a Counterexample

- 5 State whether the following conjecture is *true* or *false*. If *false*, provide a counter example.

The sum of an odd number and an even number is always odd.

This conjecture is .

Check Your Progress

State whether the following conjecture is *true* or *false*. If *false*, provide a counterexample.

Division of whole numbers is associative.

HOMEWORK ASSIGNMENT

Page(s): _____

Exercises: _____

MAIN IDEA

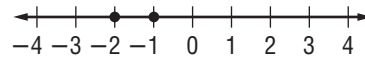
- Compare and order integers and find absolute value.

BUILD YOUR VOCABULARY (pages 2–3)

A negative number is a number than zero.
 numbers, **positive numbers**, and
 are members of the set of integers.

EXAMPLE Compare Two Integers

- 1 Replace the \bullet with $<$ or $>$ to make $-2 \bullet -1$ a true sentence.



The number line shows that -2 is than -1 , since it lies to the of -1 . So, write -2 -1 .

Check Your Progress Replace each \bullet with $<$ or $>$ to make a true sentence.

a. $-2 \bullet 2$

b. $-4 \bullet -6$

BUILD YOUR VOCABULARY (pages 2–3)

The that corresponds to a is called the **coordinate** of that point.

A sentence that two different numbers or quantities is called an **inequality**.

BUILD YOUR VOCABULARY (pages 2-3)

The **absolute value** of a number is the distance the number is from on the number line.

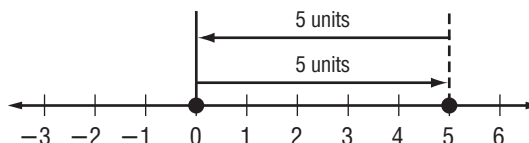
REMEMBER IT

The absolute value of a number is not the same as the opposite of a number. Remember that the absolute value of a number cannot be negative.

EXAMPLES Expressions with Absolute Value

Evaluate each expression.

1 $|5| - |5|$



The graph of 5 is units from 0 on the number line.

So, $|5| =$. Then subtract 5 units.

Thus, $|5| - |5| =$

3 $|6| - |-5|$

$|6| - |-5| =$ $- |-5|$ The absolute value of 6 is .

$= 6 -$ $|-5| =$

$=$ Simplify.

4 Evaluate $|6 - 9| - |5 - 3|$.

$|6 - 9| - |5 - 3| =$ $-$ Simplify the absolute value expressions.

$=$ $- |2|$ The absolute value of -3 is .

$= 3 -$ The absolute value of 2 is .

$=$ Simplify.

5 Evaluate $|x| + 13$ if $x = -4$.

$$\begin{aligned}
 |x| + 13 &= \boxed{} + 13 \\
 &= \boxed{} + 13 \\
 &= \boxed{}
 \end{aligned}$$

Replace x with $\boxed{}$.

$$|-4| = \boxed{}$$

Simplify.

Check Your Progress Evaluate each expression.

a. $|-3| - |3|$

b. $|9| - |-6|$

c. $|4 - 7| - |11 - 6|$

d. Evaluate $|x| + 7$ if $x = -2$.

HOMWORK ASSIGNMENT

Page(s):

Exercises:

MAIN IDEA

- Add integers.

EXAMPLE Add Integers with the Same Sign

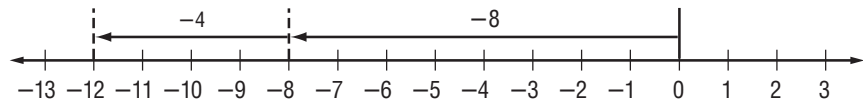
1 Add $-8 + (-4)$.

Use a number line.

Start at zero.

Move units to the left.

From there, move 4 units .



So, $-8 + (-4) =$.

KEY CONCEPT

Adding Integers with the Same Sign To add integers with the same sign, add their absolute values. Give the result the same sign as the integers.

Check Your Progress Add using a number line or counters.

a. $-3 + (-6)$

b. $-13 + (-12)$

EXAMPLES Add Integers with Different Signs**FOLDABLES****ORGANIZE IT**

Explain and give examples of how to add integers with the same sign and how to add integers with a different signs.

	Words	Example(s)
A Plan for Problem Solving		
+ & - of Integers		
× & ÷ of Integers		
Solving + & - Equations		
Solving × & ÷ Equations		

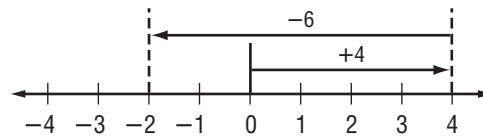
1 Find $4 + (-6)$.

Use a number line.

Start at .

Move 4 units .

From there, move units left.



So, $4 + (-6) =$.

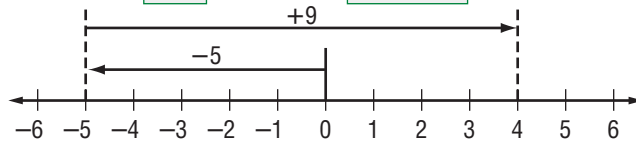
2 Find $-5 + 9$.

Use a number line.

Start at .

Move units .

From there, move units left .



So, $-5 + 9 =$.

3 Find $-33 + 16$.

$-33 + 16 =$

To find $-33 + 16$, subtract $|16|$ from $|-33|$.

The sum is

because $|-33| > |16|$.

KEY CONCEPTS

Adding Integers with Different Signs To add integers with different signs, subtract their absolute values. Give the result the same sign as the integer with the greater absolute value.

Check Your Progress Add.

a. $3 + (-5)$

b. $-6 + 8$

c. $25 + (-15)$

BUILD YOUR VOCABULARY (pages 2–3)

Two numbers with the same but different signs are called **opposites**.

An integer and its are also called **additive inverses**.

EXAMPLE Add Three or More Integers

5 Find $2 + (-5) + (-3)$.

$$\begin{aligned}
 2 + (-5) + (-3) &= 2 + [\text{ } + (-3)] && \text{Associative Property} \\
 &= 2 + \text{ } && \text{Order of operations} \\
 &= \text{ } && \text{Simplify.}
 \end{aligned}$$

Check Your Progress Find each sum.

a. $3 + (-6) + (-2)$

b. $-10 + 5 + 10 + 7$

EXAMPLE Add Three or More Integers

5 STOCKS An investor owns 50 shares in a video-game manufacturer. A broker purchases 30 shares more for the client on Tuesday. On Friday, the investor asks the broker to sell 65 shares. How many shares of this stock will the client own after these trades are completed?

Selling a stock decreases the number of shares, so the integer for selling is .

Purchasing new stock increases the number of shares, so the integer for buying is .

Add these integers to the starting number of shares to find the new number of shares.

$$\begin{aligned}
 & 50 + \boxed{} + (\boxed{}) \\
 & = (50 + \boxed{}) + (\boxed{}) && \text{Associative Property} \\
 & = \boxed{} + (-65) && 50 + \boxed{} = \boxed{} \\
 & = \boxed{} && \text{Simplify.}
 \end{aligned}$$

Check Your Progress **MONEY** Jaime gets an allowance of \$5. She spends \$2 on video games and \$1 on lunch. Her best friend repays a \$2 loan and she buys a \$3 pair of socks. How much money does Jaime have left?

**HOMEWORK
ASSIGNMENT**

Page(s):

Exercises:

MAIN IDEA

- Subtract integers.

KEY CONCEPT

Subtracting Integers

To subtract an integer, add its opposite or additive inverse.

FOLDABLES

ORGANIZE IT

Record in your Foldable how to subtract integers. Be sure to include examples.

	Words	Example(s)
A Plan for Problem Solving		
+ & - of Integers		
× & ÷ of Integers		
Solving + & - Equations		
Solving × & ÷ Equations		

EXAMPLES Subtract a Positive Integer

1 Find $2 - 6$.

$$2 - 6 = 2 + (-6)$$

$$= \square$$

To subtract 6, add \square .

Add.

2 Find $-7 - 5$.

$$-7 - 5 = 7 \square (-5)$$

$$= -12$$

To subtract \square , add -5 .

Add.

EXAMPLES Subtract a Negative Integer

3 Find $11 - (-8)$.

$$11 - (-8) = \square + 8$$

$$= \square$$

To subtract -8 , add \square .

Add.

4 **WEATHER** The overnight temperature at a research station in Antarctica was -13°C , but the temperature rose to 2°C during the day, what was the difference between the temperatures?

$$2 - (-13) = 2 \square \square$$

$$= 15$$

To subtract -13 , \square .

Add.

The difference between the temperatures was \square .

Check Your Progress Subtract.

a. $3 - 7$

b. $-6 - 2$

c. $15 - (-3)$

d. $-7 - (-11)$

WRITE IT

Explain why $-b$ does not necessarily mean that the value of $-b$ is negative.

EXAMPLES Evaluate Algebraic Expressions

Evaluate each expression if $p = 6$, $q = -3$, and $r = -7$.

5 $12 - r$

$$12 - r = 12 - \square$$

$$= 12 + \square$$

$$= \square$$

Replace r with \square .

To subtract \square add \square .

Add.

6 $q - p^2$

$$q - p = -3 - (6)^2$$

$$= -3 + \square$$

$$= \square$$

Replace q with \square and

p with \square .

To subtract \square , add \square .

Add.

Check Your Progress

Evaluate each expression if $a = 3$, $b = -6$, and $c = 2$.

a. $10 - c$

b. $b - a$

HOMEWORK ASSIGNMENT

Page(s):

Exercises:

Multiplying and Dividing Integers

MAIN IDEA

- Multiply and divide integers.

KEY CONCEPTS

Multiplying Two Integers

The product of two integers with different signs is negative.

The product of two integers with the same sign is positive.

Dividing Integers The quotient of two integers with different signs is negative.

The quotient of two integers with the same sign is positive.

REMEMBER IT



Decide on the sign of the product before multiplying. If the number of negatives is *even* the product is positive. If the number of negatives is *odd* the product is negative.

EXAMPLE Multiply Integers with Different Signs

1 Find $8(-4)$.

$$8(-4) = \boxed{}$$

The factors have $\boxed{}$ signs. The product is

$$\boxed{}.$$

EXAMPLE Multiply Integers with the Same Sign

2 Find $-12(-12)$.

$$-12(-12) = \boxed{}$$

The factors have the $\boxed{}$ sign. The product

$$\text{is } \boxed{}.$$

EXAMPLE Multiply More Than Two Integers

3 Find $6(-2)(-4)$.

$$\begin{aligned} 6(-2)(-4) &= [6(-2)] \boxed{} \boxed{} \text{Property} \\ &= -12 \boxed{} \quad 6(-2) = \boxed{} \\ &= \boxed{} \quad -12(-4) = \boxed{} \end{aligned}$$

Check Your Progress Multiply.

a. $6(-3)$

b. $-2(6)$

c. $-8(-8)$

d. $5(-3)(-2)$

EXAMPLE Divide Integers

4 Find $30 \div (-5)$.

$$30 \div -5 = \boxed{}$$

The dividend and the divisor have $\boxed{}$ signs.

The quotient is $\boxed{}$.

FOLDABLES

ORGANIZE IT

Describe why the product or quotient of two integers with the same sign is positive and the product or quotient of two integers with different signs is negative.

	Words	Example(s)
A Plan for Problem Solving		
\div or \div of Integers		
\times or \times of Integers		
Solving $+$ or $-$ Equations		
Solving \times or \div Equations		

Check Your Progress Divide.

a. $36 \div (-6)$

b. $\frac{-30}{-5}$

EXAMPLE Evaluate Algebraic Expressions

5 Evaluate $-3x - (-4y)$ if $x = -10$ and $y = -4$.

$$3x - (-4y)$$

$$= 3(\boxed{}) - [-4(\boxed{})]$$

Replace x with $\boxed{}$

and y with $\boxed{}$.

$$= \boxed{} - \boxed{}$$

$$3(-10) = \boxed{}$$

$$-4(-4) = \boxed{}$$

$$= -30 + \boxed{}$$

To subtract $\boxed{}$, add

$$= \boxed{}$$

Add.

Check Your Progress Evaluate $2a - (-3b)$ if $a = -6$ and $b = -4$.

EXAMPLE Find the Mean of a Set of Integers

- 6 GOLF** Justin scored the following points for a round of nine holes of golf. Find Justin's average score for the round.

Hole	1	2	3	4	5	6	7	8	9
Score	+4	+3	0	-1	+2	-1	+2	+1	-1

To find the mean of a set of numbers, find the sum of the numbers. Then divide the result by how many numbers there are in the set.

$$\frac{4 + 3 + 0 + (-1) + 2 + (-1) + 2 + 1 + (-1)}{9} = \frac{\boxed{}}{9} = 1$$

Justin's average score was $\boxed{}$.

Check Your Progress

The table shows a set of record low temperatures. Find the mean (average) of all 12 temperatures.

Average Low Temperatures	
Month	Temp. (°C)
Jan.	-20
Feb.	-15
March	-5
April	10
May	25
June	31
July	41
Aug.	38
Sept.	34
Oct.	19
Nov.	3
Dec.	-15

HOMEWORK ASSIGNMENT

Page(s):

Exercises:

MAIN IDEA

- Write algebraic equations from verbal sentences and problem situations.

BUILD YOUR VOCABULARY (pages 2–3)

A mathematical sentence that contains an sign (=) is called an **equation**. When you choose a variable and an unknown quantity for the variable to represent, this is called **defining the variable**.

EXAMPLE Write an Algebraic Equation

- 1 CONSUMER ISSUES** The cost of a book purchased online plus \$5 shipping and handling comes to a total of \$29. Write an equation to model this situation.

Words The price of a book plus \$5 shipping is \$29.

Variable Let b represent the price of the book.

The price of a book plus \$5 shipping is \$29.

Equation + = 29

The equation is .

Check Your Progress Write *the price of a toy plus \$6 shipping is \$35* as an algebraic equation.

EXAMPLE Write an Equation to Solve a Problem

- 1 NUTRITION** A box of oatmeal contains 10 individual packages. If the box contains 30 grams of fiber, write an equation to find the amount of fiber in one package of oatmeal.

Words Ten packages of oatmeal contain 30 grams of fiber.

Variable Let f represent the grams of fiber per package.

Ten packages of oatmeal contain 30 grams of fiber.

Equation = 30

The equation is .

REMEMBER IT 

It is often helpful to select letters that can easily be connected to the quantity they represent. For example, age = a .

REVIEW IT

Explain why it is important to read a word problem more than once before attempting to solve it.

Check Your Progress

A particular box of cookies contains 10 servings. If the box contains 1,200 Calories, write an equation to find the number of Calories in one serving of cookies.

EXAMPLE

3 TEST EXAMPLE The eighth grade has \$35 less in its treasury than the seventh grade has. Given s , the number of dollars in the seventh-grade treasury, which equation can be used to find e , the number of dollars in the eighth-grade treasury?

A $e = 35 - s$

B $e = s - 35$

C $e = s \div 35$

D $e = 35s$

Read the Item

The phrase *\$35 less . . . than the seventh grade* indicates

Solve the Item

The amount of money in the eighth-grade treasury	is	the amount of money in the seventh-grade treasury	less	\$35.
$\underbrace{\hspace{10em}}_e$	=	$\underbrace{\hspace{10em}}_s$	-	$\underbrace{\hspace{2em}}_{35}$

The solution is .

Check Your Progress

MULTIPLE CHOICE Helena and her friends ordered 3 bags of popcorn and 4 drinks from the snack stand. Which equation could be used to find c , the total cost if p represents the cost of a bag of popcorn and d represents the cost of a drink?

F $c = 7(p + d)$

H $c = 3p + 4d$

G $c = 7(p - d)$

J $c = 7p + 7d$

HOMWORK ASSIGNMENT

Page(s):

Exercises:

Problem-Solving Investigation: Work Backward

EXAMPLE

MAIN IDEA

- Solve problems by working backward.

SCHEDULING Wendie is meeting some friends for a movie and a dinner. She needs to be finished with dinner by 7:30 P.M. to make it home by 8:00 P.M. The movie runs for 90 minutes, and she wants to have at least 1 hour for dinner. If it takes 20 minutes to get from the theater to the restaurant, what is the latest starting time she can choose for the movie she wants to see?

UNDERSTAND You know what time Wendie needs to head home. You know the time it takes for each event. You need to determine

PLAN Start with the and work backward.

SOLVE Finish dinner 7:30 P.M.

Go back 1 hour for dinner.

Go back for travel. 6:10 P.M.

Go back 90 minutes for the movie.

CHECK Assume the movie starts at Work forward, adding the time for each event.

The latest starting time for the movie is

Check Your Progress

SHOPPING Mia spent \$9.50 at a fruit stand, then spent three times that amount at the grocery store. She had \$7.80 left. How much money did she have initially?

HOMEWORK ASSIGNMENT

Page(s):

Exercises:

MAIN IDEA

- Solve equations using the Subtraction and Addition Properties of Equality.

BUILD YOUR VOCABULARY (pages 2–3)

When you **solve** an equation, you are trying to find the values of the variable that makes the equation .

A **solution** is the value of the variable that makes the variable .

KEY CONCEPTS

Subtraction Property of Equality If you subtract the same number from each side of an equation, the two sides remain equal.

Addition Property of Equality If you add the same number to each side of an equation, the two sides remain equal.

EXAMPLE Solve an Addition Equation

1 Solve $7 = 15 + c$.

METHOD 1 Vertical Method

$$7 = 15 + c \quad \text{Write the equation.}$$

$$7 = 15 + c \quad \text{Subtract } \boxed{} \text{ from each side.}$$

$$\underline{-15 = -15}$$

$$\boxed{} = c \quad 7 - 15 = \boxed{}; \quad 15 - 15 = \boxed{}$$

METHOD 2 Horizontal Method

$$7 = 15 + c \quad \text{Write the equation.}$$

$$7 - \boxed{} = 15 + c - \boxed{} \quad \text{Subtract } \boxed{} \text{ from each side.}$$

$$\boxed{} = c \quad 7 - 15 = \boxed{}; \text{ and}$$

$$\boxed{} - 15 = 0$$

Check Your Progress Solve $6 = 11 + a$.

BUILD YOUR VOCABULARY (pages 2-3)

Addition and subtraction are called **inverse operations** because they “undo” each other.

FOLDABLES

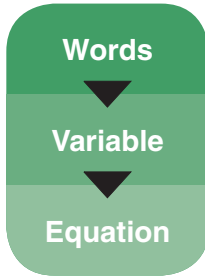
ORGANIZE IT

Compare how to solve an equation involving whole numbers and an equation involving integers.

	Words	Example(s)
A Plan for Problem Solving		
+ & - of Integers		
× & ÷ of Integers		
Solving + & - Equations		
Solving × & ÷ Equations		

EXAMPLE Solve an Addition Equation

1 OCEANOGRAPHY At high tide, the top of a coral formation is 2 feet above the surface of the water. This represents a change of -6 feet from the height of the coral at low tide. Write and solve an equation to determine h , the height of the coral at low tide.



The height at low tide plus the change is the height at high tide.

Let h represent the height at low tide.

$$h + (-6) = 2$$

$$h + -6 = 2$$

Write the equation.

$$h + (-6) - \square = 2 - \square$$

Subtract \square from each side.

$$h = \square$$

Simplify.

The height of the coral at low tide is 8 feet.

EXAMPLE Solve a Subtraction Equation

2 Solve $-5 = z - 16$.

Use the horizontal method.

$$-5 = z - 16$$

Write the equation.

$$-5 + \square = z - 16 + \square$$

Add \square to each side.

$$\square = z$$

$$-16 + 16 = \square \text{ and}$$

$$\square + 16 = 11.$$

HOMEWORK ASSIGNMENT

Page(s):

Exercises:

Check Your Progress

Solve $-6 = x - 12$.

MAIN IDEA

- Solve equations by using the Division and Multiplication Properties of Equality.

KEY CONCEPTS

Division Property of Equality If you divide each side of an equation by the same nonzero number, the two sides remain equal.

Multiplication Property of Equality If you multiply each side of an equation by the same number, the two sides remain equal.

EXAMPLE Solve a Multiplication Equation

1 Solve $7z = -49$.

$$7z = -49$$

Write the equation.

$$\frac{7z}{\square} = \frac{-49}{\square}$$

each side by .

$$\square z = \square$$

$$7 \div 7 = \square, -49 \div 7 = \square$$

$$\square = \square$$

Identity Property; $1z = \square$

EXAMPLE Solve a Division Equation

1 Solve $\frac{c}{9} = -6$.

$$\frac{c}{9} = -6$$

Write the equation.

$$\frac{c}{9} \square = -6 \square$$

Multiply each side by .

$$c = \square$$

$$-6 \square = \square$$

EXAMPLE Use an Equation to Solve a Problem

3 **SURVEYING** English mathematician Edmund Gunter lived around 1600. He invented the *chain*, which was used as a unit of measure for land and deeds. One chain equals 66 feet. If the south side of a property measures 330 feet, how many chains long is it?

Words

▼

Variable

▼

Equation

One chain equals 66 feet.

Let c = the number of chains in feet.

Measurement of property	is	66 times the number of chains
330	=	<input type="text"/>

FOLDABLES

ORGANIZE IT

On your Foldable table, explain how to solve multiplication equations using the multiplication properties of equality.

	Words	Example(s)
A Plan for Problem Solving		
+ & - of Integers		
× & ÷ of Integers		
Solving + & - Equations		
Solving × & ÷ Equations		

Solve the equation.

$$330 = 66c$$

Write the equation.

$$\frac{330}{\square} = \frac{66c}{\square}$$

Divide each side by \square .

$$\square = \square$$

$$330 \div \square = \square$$

The number of chains in 330 feet is \square .

Check Your Progress

a. Solve $8a = -64$.

b. Solve $\frac{x}{5} = -10$.

c. Most horses are measured in hands. One hand equals 4 inches. If a horse measures 60 inches, how many hands is it?

HOMEWORK ASSIGNMENT

Page(s):

Exercises:

BRINGING IT ALL TOGETHER**STUDY GUIDE**

FOLDABLES	VOCABULARY PUZZLEMAKER	BUILD YOUR VOCABULARY
Use your Chapter 1 Foldable to help you study for your chapter test.	To make a crossword puzzle, word search, or jumble puzzle of the vocabulary words in Chapter 1, go to: glencoe.com	You can use your completed Vocabulary Builder (pages 2–3) to help you solve the puzzle.

1-1

A Plan for Problem Solving

Use the four step plan to solve the problem.

- Lisa plans to redecorate her bedroom. Each wall is 120 square feet. Three walls need a single coat of paint and the fourth wall needs a double coat. If each can of paint will cover 200 square feet, how many gallons of paint does Lisa need?

1-2

Variables, Expressions, and Properties

- Number the operations in the correct order for simplifying $2 + 4(9 - 6 \div 3)$.

addition

subtraction

multiplication

division

- Describe how the expressions $2 + 5$ and $5 + 2$ are different. Then determine whether the two expressions are equal to each other. If the expressions are equal, name the property that says they are equal.

1-3

Integers and Absolute Values

Complete each sentence with either *left* or *right* to make a true sentence. Then write a statement comparing the two numbers with either $<$, or $>$.

4. -45 lies to the of 0 on a number line.
5. 72 lies to the of 0 on a number line.
6. -3 lies to the of -95 on a number line.
7. 6 lies to the of -7 on a number line.

1-4

Adding Integers

Determine whether you *add* or *subtract* the absolute values of the numbers to find the sum. Give reasons for your answers.

8. $4 + 8$
9. $-3 + 5$
10. $9 + (-12)$
11. $-23 + (-16)$

1-5

Subtracting Integers

Rewrite each difference as a sum. Then find the sum.

12. $2 - 9$
13. $-3 - 8$
14. $10 - (-12)$
15. $-5 - (-16)$

1-6

Multiplying and Dividing Integers

Find each product or quotient.

16. $9(-2)$

17. $-6(-7)$

18. $12 \div (-4)$

19. $-35 \div (-7)$

1-7

Writing Equations

Determine whether each situation requires *addition*, *subtraction*, *multiplication* or *division*.

20. Find the difference in the cost of a gallon of premium gasoline and the cost of a gallon of regular gasoline.

21. Find the flight time after the time has been increased by 15 minutes.

1-8

Problem Solving Investigation: Work Backward

22. **LOANS** Alonso bought supplies for a camping trip. He has about \$2 left. He spent \$15.98 at the grocery store, then spent \$21.91 at the sporting goods store. He also spent a third of his money for a deposit on the campsite. About how much money did Alonso have originally?

1-9

Solving Addition and Subtraction Equations

Solve each equation.

23. $x + 6 = 9$

24. $s - 5 = 14$

25. $11 + m = 33$

1-10

Solving Multiplication and Division Equations

Solve each equation.

26. $8r = 32$

27. $3 = \frac{x}{7}$

28. $-9 = -9g$

ARE YOU READY FOR THE CHAPTER TEST?

Math Online

Visit glencoe.com to access your textbook, more examples, self-check quizzes, and practice tests to help you study the concepts in Chapter 1.

Check the one that applies. Suggestions to help you study are given with each item.

I completed the review of all or most lessons without using my notes or asking for help.

- You are probably ready for the Chapter Test.
- You may want take the Chapter 1 Practice Test on page 79 of your textbook as a final check.

I used my Foldable or Study Notebook to complete the review of all or most lessons.

- You should complete the Chapter 1 Study Guide and Review on pages 74–78 of your textbook.
- If you are unsure of any concepts or skills, refer back to the specific lesson(s).
- You may also want to take the Chapter 1 Practice Test on page 79 of your textbook.

I asked for help from someone else to complete the review of all or most lessons.

- You should review the examples and concepts in your Study Notebook and Chapter 1 Foldable.
- Then complete the Chapter 1 Study Guide and Review on pages 74–78 of your textbook.
- If you are unsure of any concepts or skills, refer back to the specific lesson(s).
- You may also want to take the Chapter 1 Practice Test on page 79 of your textbook.

Student Signature

Parent/Guardian Signature

Teacher Signature


Algebra: Rational Numbers



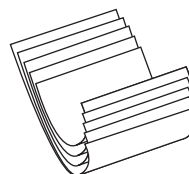
Use the instructions below to make a Foldable to help you organize your notes as you study the chapter. You will see Foldable reminders in the margin of this Interactive Study Notebook to help you in taking notes.

Begin with five sheets of $8\frac{1}{2}$ " \times 11" paper.


STEP 1 Place 5 sheets of paper $\frac{3}{4}$ inch apart.



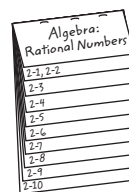
STEP 2 Roll up bottom edges. All tabs should be the same size.



STEP 3 Staple along the fold.



STEP 4 Label the tabs with the lesson numbers.



NOTE-TAKING TIP: As you study a lesson, write down questions you have, comments and reactions, short summaries of the lesson, and key points that are highlighted and underlined.

BUILD YOUR VOCABULARY

This is an alphabetical list of new vocabulary terms you will learn in Chapter 2. As you complete the study notes for the chapter, you will see Build Your Vocabulary reminders to complete each term's definition or description on these pages. Remember to add the textbook page number in the second column for reference when you study.

Vocabulary Term	Found on Page	Definition	Description or Example
bar notation			
base			
dimensional analysis			
exponent			
like fractions			
multiplicative inverses			

(continued on the next page)

Vocabulary Term	Found on Page	Definition	Description or Example
power			
rational number			
reciprocals			
repeating decimal			
scientific notation			
terminating decimal			
unlike fractions			

MAIN IDEA

- Express rational numbers as decimals and decimals as fractions.

BUILD YOUR VOCABULARY (pages 33–34)

A rational number is any number that can be expressed in the form $\frac{a}{b}$ where a and b are and $b \neq 0$.

A decimal like 0.0625 is a **terminating decimal** because the division ends, or terminates, when the is 0.

KEY CONCEPT

Rational Numbers

A rational number is any number that can be expressed in the form $\frac{a}{b}$, where a and b are integers and $b \neq 0$.

EXAMPLE Write a Fraction as a Decimal

- 1 Write $\frac{3}{16}$ as a decimal.

$\frac{3}{16}$ means 3 16.

$$\begin{array}{r} 0.1875 \\ 16 \overline{)3.0000} \\ \underline{16} \\ 140 \\ \underline{128} \\ 120 \\ \underline{112} \\ 80 \\ \underline{80} \\ 0 \end{array}$$

Divide 3 by 16.

Division ends when the is 0.

You can also use a calculator.

The fraction $\frac{3}{16}$ can be written as .

Check Your Progress Write $\frac{1}{16}$ as a decimal.

BUILD YOUR VOCABULARY (pages 33–34)

A like 1.6666 . . . is called a **repeating decimal**.

Since it is not possible to show all of the , you

can use **bar notation** to show that the 6 .

WRITE IT

Explain how you decide where the bar is placed when you use bar notation for a repeating decimal.

EXAMPLE Write a Mixed Number as a Decimal.

1 Write $-3\frac{2}{11}$ as a decimal.

You can write $-3\frac{2}{11}$ as $\frac{-35}{11}$ or $\frac{35}{-11}$. To change $-3\frac{2}{11}$ to a

decimal, find or .

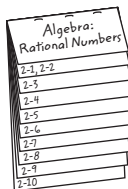
$$\begin{array}{r}
 \text{[]} \\
 -11 \overline{)35.0000} \\
 \underline{-33} \\
 20 \\
 \underline{-11} \\
 90 \\
 \underline{-88} \\
 20 \\
 \underline{-11} \\
 90 \\
 \underline{-88} \\
 2
 \end{array}$$

The remainder after each step is 2 or 9.

The mixed number $-3\frac{2}{11}$ can be written as

FOLDABLES**ORGANIZE IT**

Under the tab for Lesson 2-1, explain in your own words how to express rational numbers as decimals and decimals as fractions.



Check Your Progress Write $5\frac{1}{9}$ as a decimal.

EXAMPLE Write a Terminating Decimal as a Fraction**3** Write 0.32 as a fraction.

$$0.32 = \frac{32}{\square}$$

$$= \frac{\square}{\square}$$

0.32 is 32 \square .Simplify. Divide by the greatest
common factor of 32 and 100, \square .The decimal 0.32 can be written as \square .**Check Your Progress**

Write 0.16 as a fraction.

EXAMPLE Write a Repeating Decimal as a Fraction**4** ALGEBRA Write $2.\overline{7}$ as a mixed number.Let $N = 2.\overline{7}$ or $2.777\dots$. Then $10N = \square$.Multiply N by \square because 1 digit repeats.Subtract $N = 2.777\dots$ to eliminate the \square part,
 $0.777\dots$

$$10N = 27.777\dots$$

$$\underline{-1N = 2.777\dots}$$

$$N = 1N$$

$$\square = 25$$

$$10N - 1N = \square$$

$$\square = \square$$

Divide each side by \square .

$$N = \square$$

Simplify.

Check Your ProgressWrite $1.\overline{7}$ as a mixed number.
**HOMEWORK
ASSIGNMENT**

Page(s):

Exercises:

Comparing and Ordering Rational Numbers


MAIN IDEA

Compare and order rational numbers.

FOLDABLES

ORGANIZE IT

Under the tab for Lesson 2-2, explain how you can compare two numbers by expressing them as decimals and comparing the decimals.



EXAMPLE Compare Positive Rational Numbers

- 1 Replace \bullet with $<$, $>$, or $=$ to make $\frac{3}{7} \bullet \frac{8}{13}$ a true sentence.

Write as fractions with the same denominator.

For $\frac{3}{7}$ and $\frac{8}{13}$, the least common denominator is 91.

$$\frac{3}{7} = \frac{3 \cdot \boxed{}}{7 \cdot \boxed{}} = \frac{\boxed{}}{91}$$

$$\frac{8}{13} = \frac{8 \cdot \boxed{}}{13 \cdot \boxed{}} = \frac{\boxed{}}{91}$$

Since $\frac{\boxed{}}{91} < \frac{\boxed{}}{91}$, $\frac{3}{7} \boxed{} \frac{8}{13}$.

EXAMPLE Compare Using Decimals

- 1 Replace \bullet with $<$, $>$, or $=$ to make $0.7 \bullet \frac{7}{11}$ a true sentence.

$$0.7 \bullet \frac{7}{11}$$

$$\boxed{} \bullet \boxed{}$$

Express $\frac{7}{11}$ as a decimal.

In the tenths place, $7 > 6$.

So, $0.7 \boxed{} \frac{7}{11}$.

Check Your Progress

Replace each \bullet with $<$, $>$, or $=$ to make a true sentence.

a. $\frac{2}{3} \bullet \frac{3}{5}$

b. $\frac{4}{9} \bullet 0.5$

EXAMPLE Order Rational Numbers**REMEMBER IT**

On a number line, a number to the left is always less than a number to the right.



3 CHEMISTRY The values for the approximate densities of various substances are shown in the table. Order the densities from least to greatest.

Write each fraction as a decimal.

$$1\frac{4}{5} = \boxed{}$$

$$2\frac{1}{4} = \boxed{}$$

$$2\frac{3}{5} = \boxed{}$$

Substance	Density (g/cm ³)
aluminum	2.7
beryllium	1.87
brick	$1\frac{4}{5}$
crown glass	$2\frac{1}{4}$
fused silica	$2.\bar{2}$
marble	$2\frac{3}{5}$
nylon	1.1
pyrex glass	2.32
rubber neoprene	$1.\bar{3}$

Source: *CRC Handbook of Chemistry and Physics*

From the least to the greatest, the densities are

1.1, $1.\bar{3}$, $1\frac{4}{5}$, 1.87, $2.\bar{2}$, $2\frac{1}{4}$, 2.32, $2\frac{3}{5}$, and 2.7. So, the is

the least dense, and is the most dense.

Check Your Progress

The ride times for five amusement park attractions are shown in the table. Order the lengths from least to greatest.

Coaster	Ride Time (min)
Big Dipper	$1\frac{3}{4}$
Double Loop	1.5
Mind Eraser	1.8
Serial Thriller	$2\frac{1}{12}$
X-Flight	$2.\bar{3}$

HOMEWORK ASSIGNMENT

Page(s):

Exercises:

Multiplying Positive and Negative Fractions

MAIN IDEA

- Multiply positive and negative fractions.

BUILD YOUR VOCABULARY (pages 33–34)

Dimensional analysis is the process of including units of

when you .

EXAMPLE Multiply Fractions

- 1 Find $\frac{3}{7} \cdot \frac{8}{9}$. Write in simplest form.

$$\frac{3}{7} \cdot \frac{8}{9} = \frac{\cancel{3}^1}{7} \cdot \frac{8}{\cancel{9}_3}$$

Divide 3 and 9 by their GCF, .

$$= \frac{\boxed{}}{\boxed{}} \leftarrow \text{Multiply the numerators.}$$

$$= \frac{\boxed{}}{\boxed{}} \leftarrow \text{Multiply the denominators.}$$

$$= \frac{8}{21} \quad \text{Simplify.}$$

EXAMPLE Multiply Negative Fractions

- 1 Find $-\frac{3}{4} \cdot \frac{7}{12}$. Write in simplest form.

$$-\frac{3}{4} \cdot \frac{7}{12} = -\frac{\cancel{3}^1}{4} \cdot \frac{7}{\cancel{12}_4}$$

Divide -3 and 12 by their GCF, .

$$= \frac{\boxed{}}{\boxed{}} \leftarrow \text{Multiply the numerators.}$$

$$= \frac{\boxed{}}{\boxed{}} \leftarrow \text{Multiply the denominators.}$$

$$= -\frac{\boxed{}}{\boxed{}} \quad \text{The factors have different signs, so the product is negative.}$$

EXAMPLE Multiply Mixed Numbers

- 3 Find $3\frac{1}{5} \cdot 1\frac{3}{4}$. Write in simplest form.

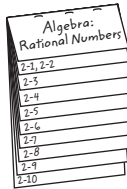
$$3\frac{1}{5} \cdot 1\frac{3}{4} = \boxed{} \cdot \boxed{}$$

$$3\frac{1}{5} = \boxed{}, \quad 1\frac{3}{4} = \boxed{}$$

FOLDABLES

ORGANIZE IT

Under the tab for Lesson 2-3, explain in your own words how to multiply rational numbers.



$$= \frac{16}{5} \cdot \frac{7}{4}$$

Divide 16 and 4 by their GCF, .

$$= \frac{\text{[]}}{5 \cdot 1}$$

← Multiply the numerators.

← Multiply the denominators.

$$= \text{[]}, \text{ or } 5 \text{ []}$$

Simplify.

Check Your Progress

Multiply. Write in simplest form.

a. $-\frac{2}{15} \cdot \frac{5}{9}$

b. $3\frac{2}{5} \cdot 2\frac{2}{9}$

EXAMPLE

- 4 **VOLUNTEER WORK** Last summer the 7th graders performed a total of 250 hours of community service. If the 8th graders spent $1\frac{1}{5}$ this much time volunteering, how many hours of community service did the 8th graders perform?

The 8 graders spent $1\frac{1}{5}$ times the amount of time as the 7th graders on community service.

$$\begin{aligned} \frac{6}{5} \cdot 250 &= \text{[]} \cdot \text{[]} \\ &= \frac{1,500}{5} \text{ or } \text{[]} \end{aligned}$$

The 8th graders did of community service last summer.

Check Your Progress

VOLUNTEER WORK Last summer the 5th graders performed a total of 150 hours of community service. If the 6th graders spent $1\frac{1}{3}$ this much time volunteering, how many hours of community service did the 6th graders perform?

HOMEWORK ASSIGNMENT

Page(s): _____

Exercises: _____

MAIN IDEA

- Divide positive and negative fractions.

BUILD YOUR VOCABULARY (pages 33–34)

Two numbers whose product is one are **multiplicative inverses**.

The numbers 4 and $\frac{1}{4}$ are or **reciprocals** of each other.

KEY CONCEPTS

Inverse Property of Multiplication The product of a rational number and its multiplicative inverse is 1.

Dividing Fractions To divide by a fraction, multiply by its multiplicative inverse.

EXAMPLE Find a Multiplicative Inverse

- 1 Write the multiplicative inverse of $-2\frac{4}{7}$.

$$-2\frac{4}{7} = \text{} \quad \text{Write } -2\frac{4}{7} \text{ as an improper fraction.}$$

$$\text{Since } -\frac{18}{7} \left(-\frac{7}{18} \right) = \text{}, \text{ the multiplicative inverse}$$

$$\text{of } -2\frac{4}{7} \text{ is } \text{}.$$

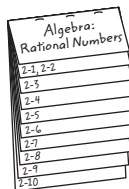
Check Your Progress

- a. Write the multiplicative inverse of $-1\frac{5}{6}$.

FOLDABLES

ORGANIZE IT

On the tab for Lesson 2-4, explain in your own words how to divide rational numbers.



EXAMPLE Divide Negative Fractions

- 1 Find $\frac{2}{7} \div -\frac{8}{9}$. Write in simplest form.

$$\frac{2}{7} \div -\frac{8}{9} = \frac{2}{7} \cdot \text{}$$

$$= \frac{2}{7} \cdot \frac{9}{8}$$

$$= \text{}$$

Multiply by the multiplicative inverse of $-\frac{8}{9}$ which is .

Divide 2 and 8 by their GCF, .

The fractions have different signs, so the quotient is negative.

EXAMPLE Divide Mixed Numbers

3 Find $3\frac{1}{4} \div (-2\frac{1}{8})$. Write in simplest form.

$$3\frac{1}{4} \div (-2\frac{1}{8}) = \boxed{} \div \left(\boxed{} \right) \quad 3\frac{1}{4} = \boxed{},$$

$$-2\frac{1}{8} = \boxed{}$$

$$= \boxed{} \cdot \left(-\frac{8}{17} \right)$$

The multiplicative
inverse of $\boxed{}$ is $-\frac{8}{17}$.

$$= \frac{13}{\cancel{4}_1} \cdot \left(-\frac{\cancel{8}^2}{17} \right)$$

Divide 4 and 8 by their

GCF, $\boxed{}$.

$$= -\frac{26}{17} \text{ or } \boxed{}$$

Simplify.

WRITE IT

Explain how you would divide a fraction by a whole number.

Check Your Progress

Find each quotient. Write in simplest form.

a. $-\frac{3}{5} \div \frac{9}{10}$

b. $2\frac{1}{3} \div (-1\frac{1}{9})$

EXAMPLE

4 PAINTING It took the five members of the Johnson family $10\frac{1}{2}$ days to paint the 7 rooms in their house. At this rate, how long will it take the four members of the Reyes family to complete a similar task in their house?

If persons of the Johnson family each worked days, the project required $5 \times 10\frac{1}{2}$ *person-days* of work. Divide this number by persons to find the number of days it will take the Reyes family to complete their task.

$$5 \text{ } 10\frac{1}{2} \text{ person-days } \div 4$$

$$= \frac{5 \times 10\frac{1}{2} \cancel{\text{person-days}}}{1} \times \frac{1}{4 \cancel{\text{persons}}} \quad \text{Multiply by the multiplicative inverse}$$

of 4, which is .

$$= \frac{52.5}{4} \text{ or } \text{}$$

Simplify.

It will take the Reyes family days to complete a similar painting task in their house.

Check Your Progress **DECORATING** Six students spent $3\frac{1}{2}$ hours decorating the school gym for a dance. How long would it take 8 students to decorate the gym in the same way?

HOMEWORK ASSIGNMENT

Page(s): _____

Exercises: _____

Adding and Subtracting Like Fractions

MAIN IDEA

- Add and subtract fractions with like denominators.

BUILD YOUR VOCABULARY (pages 33–34)

Fractions with like are called **like fractions**.

EXAMPLE Add Like Fractions

- 1 Find $\frac{3}{16} + \left(-\frac{15}{16}\right)$. Write in simplest form.

$$\frac{3}{16} + \left(-\frac{15}{16}\right) = \frac{\boxed{} + \left(\boxed{}\right)}{16} \quad \leftarrow \text{Add the numerators.}$$

$$= \frac{-12}{16} \text{ or } \boxed{} \quad \leftarrow \text{The denominators are the same. Simplify.}$$

EXAMPLE Subtract Like Fractions

- 1 Find $-\frac{7}{10} - \frac{9}{10}$. Write in simplest form.

$$-\frac{7}{10} - \frac{9}{10} = \frac{\boxed{}}{10} \quad \leftarrow \text{Subtract the numerators.}$$

$$= \frac{-16}{10} \text{ or } \boxed{} \quad \leftarrow \text{The denominators are the same.}$$

Rename $-\frac{16}{10}$ as $-1\frac{6}{10}$

or $\boxed{}$.

KEY CONCEPTS

Adding Like Fractions

To add fractions with like denominators, add the numerators and write the sum over the denominator.

Subtracting Like Fractions

To subtract fractions with like denominators, subtract the numerators and write the difference over the denominator.

Check Your Progress

Find each difference. Write in simplest form.

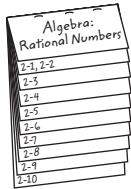
a. $\frac{2}{9} + \left(-\frac{8}{9}\right)$

b. $-\frac{7}{8} - \frac{5}{8}$

FOLDABLES

ORGANIZE IT

Under the tab for Lesson 2-5, record models illustrating the addition and subtraction of like fractions.



EXAMPLE Add Mixed Numbers

- 3 Find $2\frac{5}{8} + 6\frac{1}{8}$. Write in simplest form.

$$\begin{aligned}
 2\frac{5}{8} + 6\frac{1}{8} &= \left(\square + \square \right) + \left(\frac{5}{8} + \frac{1}{8} \right) && \text{Add the whole numbers and fractions separately.} \\
 &= \square + \frac{5+1}{8} && \text{Add the numerators.} \\
 &= \square \text{ or } \square && \text{Simplify.}
 \end{aligned}$$

EXAMPLE Subtract Mixed Numbers

- 4 HEIGHTS In the United States, the average height of a 9-year-old girl is $53\frac{4}{5}$ inches. The average height of a 16-year-old girl is $64\frac{1}{5}$ inches. How much does an average girl grow from age 9 to age 16?

$$\begin{aligned}
 64\frac{1}{5} - 53\frac{4}{5} &= \frac{\square}{5} - \frac{\square}{5} && \text{Write the mixed numbers as improper fractions.} \\
 &= \frac{\square}{5} - \frac{\square}{5} && \leftarrow \text{Subtract the numerators.} \\
 &= \frac{52}{5} \text{ or } \square && \leftarrow \text{The denominators are the same.} \\
 & && \text{Rename } \frac{52}{5} \text{ as } \square.
 \end{aligned}$$

The average girl grows \square inches from age 9 to age 16.

Check Your Progress

- a. Find $3\frac{3}{10} + 4\frac{1}{10}$. Write in simplest form.

- b. Ainsley was $42\frac{1}{7}$ inches tall when she was 4 years old. When she was 10 years old, she was $50\frac{3}{7}$ inches tall. How much did she grow between the ages of 4 and 10?

HOMEWORK ASSIGNMENT

Page(s): _____

Exercises: _____

Adding and Subtracting Unlike Fractions

MAIN IDEA

- Add and subtract fractions with unlike denominators.

BUILD YOUR VOCABULARY (pages 33–34)

Fractions with denominators are called **unlike fractions**.

EXAMPLES Add and Subtract Unlike Fractions

Add or subtract. Write in simplest form.

1 $\frac{5}{8} + \left(-\frac{3}{4}\right)$

$$\frac{5}{8} + \left(-\frac{3}{4}\right) = \frac{5}{8} + \left(-\frac{3}{4}\right) \cdot \boxed{}$$

The LCD is $2 \cdot 2 \cdot 2$ or 8.

$$= \boxed{} + \boxed{}$$

Rename the fractions using the LCD.

$$= \boxed{}$$

Add the numerators.

$$= \boxed{}$$

Simplify.

2 $-\frac{7}{96} - \left(-\frac{15}{128}\right)$

$$-\frac{7}{96} - \left(-\frac{15}{128}\right)$$

$$= -\frac{7}{96} \cdot \boxed{} + \boxed{} \cdot \frac{3}{3}$$

$96 = 2 \cdot \boxed{} \cdot 3$, $128 = 2 \cdot \boxed{}$.
The LCD is $2^7 \cdot 3$ or $\boxed{}$.

$$= \frac{\boxed{}}{384} + \frac{\boxed{}}{384}$$

Rename using the LCD.

$$= \frac{-28 + 45}{\boxed{}}$$

Add the numerators.

$$= \frac{\boxed{}}{384}$$

Simplify.

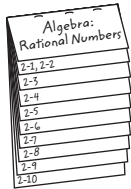
KEY CONCEPT

Adding and Subtracting Unlike Fractions To find the sum or difference of two fractions with unlike denominators, rename the fractions with a common denominator. Then add or subtract and simplify, if necessary.

FOLDABLES

ORGANIZE IT

Under the tab for Lesson 2-6, record the differences between adding and subtracting like and unlike fractions.



Check Your Progress Add or subtract. Write in simplest form.

a. $\frac{5}{6} + \left(-\frac{2}{3}\right)$

b. $-\frac{7}{12} - \left(-\frac{4}{15}\right)$

EXAMPLE Add Mixed Numbers

3 Find $-4\frac{1}{8} + 2\frac{5}{12}$. Write in simplest form.

$$-4\frac{1}{8} + 2\frac{5}{12} = \boxed{} + \boxed{}$$

Write the mixed numbers as fractions.

$$= -\frac{33}{8} \cdot \frac{3}{3} + \frac{29}{12} \cdot \frac{2}{2}$$

The LCD is $2 \cdot 2 \cdot 2 \cdot 3$

or .

$$= \boxed{} + \boxed{}$$

Rename each fraction using the LCD.

$$= \frac{\boxed{}}{24}$$

Add the numerators.

$$= \boxed{} \text{ or } -1 \boxed{}$$

Simplify.

Check Your Progress Find $-5\frac{1}{6} + 3\frac{5}{8}$. Write in simplest form.

HOMEWORK ASSIGNMENT

Page(s): _____

Exercises: _____

Solving Equations with Rational Numbers

MAIN IDEA

- Solve equations involving rational numbers.

EXAMPLES Solve by Using Addition or Subtraction

1 Solve $g + 2.84 = 3.62$.

$$g + \boxed{} = 3.62$$

Write the equation.

$$g + 2.84 - \boxed{} = 3.62 - \boxed{}$$

Subtract $\boxed{}$ from each side.

$$g = \boxed{}$$

Simplify.

1 Solve $-\frac{4}{5} = s - \frac{2}{3}$.

$$-\frac{4}{5} = s - \frac{2}{3}$$

Write the equation.

$$-\frac{4}{5} + \boxed{} = s - \frac{2}{3} + \boxed{}$$

Add $\boxed{}$ to each side.

$$-\frac{4}{5} + \boxed{} = s$$

Simplify.

$$\boxed{} + \frac{10}{15} = s$$

Rename each fraction using the LCD.

$$\boxed{} = s$$

Simplify.

EXAMPLES Solve by Using Multiplication or Division

3 Solve $\frac{7}{11}c = -21$.

$$\frac{7}{11}c = -21$$

Write the equation.

$$\boxed{} \left(\frac{7}{11}c \right) = \boxed{} (-21)$$

Multiply each side by $\boxed{}$.

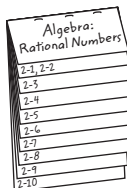
$$c = \boxed{}$$

Simplify.

FOLDABLES

ORGANIZE IT

Under the tab for Lesson 2-7, summarize in your own words what you have learned about solving equations with rational numbers.



REVIEW IT

What is a mathematical sentence containing equals sign called? (Lesson 1-7)

4 Solve $9.7t = -67.9$.

$$9.7t = -67.9$$

$$\frac{9.7t}{\boxed{}} = \frac{-67.9}{\boxed{}}$$

$$t = \boxed{}$$

Write the equation.

Divide each side by $\boxed{}$.

Simplify.

Check Your Progress Solve each equation.

a. $h + 2.65 = 5.73$

b. $-\frac{2}{5} = x - \frac{3}{4}$

c. $\frac{3}{5}x = -27$

d. $3.4t = -27.2$

EXAMPLE Write an Equation to Solve a Problem

- 5 **PHYSICS** You can determine the rate an object is traveling by dividing the distance it travels by the time it takes to cover the distance ($r = \frac{d}{t}$). If an object travels at a rate of 14.3 meters per second for 17 seconds, how far does it travel?

$$r = \frac{d}{t}$$

$$14.3 = \frac{d}{\boxed{}}$$

Write the equation.

$$\boxed{}(14.3) = 17 \left(\frac{d}{\boxed{}} \right)$$

Multiply each side by $\boxed{}$.

$$\boxed{} = d$$

Simplify.

- Check Your Progress** If an object travels at a rate of 73 miles per hour for 5.2 hours, how far does it travel?

HOMEWORK ASSIGNMENT

Page(s): _____

Exercises: _____

Problem-Solving Investigation: Look for a Pattern

MAIN IDEA

- Look for a pattern to solve problems.

EXAMPLE

- 1 INTEREST** The table below shows the amount of interest \$3,000 would earn after 7 years at various interest rates. How much interest would \$3,000 earn at 6 percent interest?

Interest Rate (%)	Interest Earned (\$)
1	\$210
2	\$420
3	\$630
4	\$840
5	\$1,050

UNDERSTAND You know the amount of interest earned at interest rates of 1%, 2%, 3%, 4%, 5%, and 6%. You want to know the amount of interest earned at 6%.

PLAN Look for a pattern in the amounts of interest earned. Then continue the pattern to find the amount of interest earned at a rate of .

SOLVE For each increase in interest rate, the amount of interest earned increases by \$210. So for an interest rate of 6%, the amount of interest earned would be $\$1,050 + \$210 =$.

CHECK Check your pattern to make sure the answer is correct.

Check Your Progress

INTEREST The table below shows the amount of interest \$5,000 would earn after 3 years at various interest rates. How much interest would \$5,000 earn at 7 percent interest?

Interest Rate (%)	Interest Earned (\$)
1	\$150
2	\$300
3	\$450
4	\$600
5	\$750

HOMEWORK ASSIGNMENT

Page(s):

Exercises:

MAIN IDEA

- Use powers and exponents in expressions.

BUILD YOUR VOCABULARY (pages 33–34)

The **base** is the number that is .

The **exponent** tells how many times the is used as a .

The number that is expressed using an is called a **power**.

KEY CONCEPT

Zero and Negative Exponents Any nonzero number to the zero power is 1. Any nonzero number to the negative n power is 1 divided by the number to the n th power.

EXAMPLES Write Expressions Using Powers

1 Write $\frac{1}{3} \cdot \frac{1}{3} \cdot \frac{1}{3} \cdot 7 \cdot 7$ using exponents.

$$\frac{1}{3} \cdot \frac{1}{3} \cdot \frac{1}{3} \cdot 7 \cdot 7 = \text{} \cdot \text{} \quad \text{Associative Property}$$

$$= \text{} \quad \text{Definition of exponents}$$

1 Write $p \cdot p \cdot p \cdot q \cdot p \cdot q \cdot q$ using exponents.

$$p \cdot p \cdot p \cdot q \cdot p \cdot q \cdot q$$

$$= p \cdot p \cdot p \cdot p \cdot q \cdot q \cdot q \quad \text{ Property}$$

$$= (p \cdot p \cdot p \cdot p) \cdot (q \cdot q \cdot q) \quad \text{ Property}$$

$$= \text{} \cdot \text{} \quad \text{Definition of exponents}$$

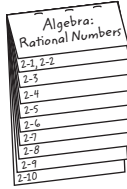
Check Your Progress Write each expression using exponents.

a. $2 \cdot 2 \cdot 2 \cdot 2 \cdot 5 \cdot 5 \cdot 5$

b. $x \cdot y \cdot x \cdot x \cdot y \cdot y \cdot y$

FOLDABLES**ORGANIZE IT**

On the tab for Lesson 2-9, compare how to evaluate an expression with positive exponents and one with negative exponents.

**EXAMPLES Evaluate Powers****3** Evaluate $\left(\frac{3}{4}\right)^5$.

$$\left(\frac{3}{4}\right)^5 = \boxed{} \quad \text{Definition of exponents}$$

$$= \frac{243}{1,024} \quad \text{Simplify.}$$

4 Evaluate 3^{-7} .

$$3^{-7} = \frac{1}{\boxed{}} \quad \text{Definition of negative exponents}$$

$$= \frac{1}{\boxed{}} \quad \text{Simplify.}$$

5 **ALGEBRA** Evaluate $x^3 \cdot y^5$ if $x = 4$ and $y = 2$.

$$x^3 \cdot y^5 = \boxed{}^3 \cdot \boxed{}^5 \quad \text{Replace } x \text{ with } \boxed{} \text{ and } y \text{ with } \boxed{}.$$

$$= (\boxed{}) \cdot (\boxed{})$$

Write the powers as products.

$$= 64 \cdot 32 \quad \text{Simplify.}$$

$$= \boxed{} \quad \text{Simplify.}$$

Check Your Progress Evaluate each expression.

a. $\left(\frac{3}{5}\right)^3$

b. 2^{-5}

c. Evaluate $x^2 \cdot y^4$ if $x = 3$ and $y = 4$.
HOMEWORK ASSIGNMENT

Page(s): _____

Exercises: _____

MAIN IDEA

- Express numbers in scientific notation.

BUILD YOUR VOCABULARY (pages 33–34)

A number is expressed in **scientific notation** when it is written as a of a factor and a of 10.

EXAMPLES Express Numbers in Standard Form

1 9.62×10^5 in standard form.

$$9.62 \times 10^5 = \underbrace{962000}$$

The decimal place moves

places to the right.

$$= \text{$$

2 Write 2.85×10^{-6} in standard form.

$$2.85 \times 10^{-6} = \underbrace{0.00000285}$$

The decimal point moves 6 places to the left.

$$= \text{$$

KEY CONCEPT

Scientific Notation

A number is expressed in scientific notation when it is written as the product of a factor and a power of 10. The factor must be greater than or equal to 1 and less than 10.

Check Your Progress Write each number in standard form.

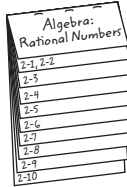
a. 5.32×10^4

b. 3.81×10^{-4}

FOLDABLES

ORGANIZE IT

Under the tab for Lesson 2-10, collect and record examples of numbers you encounter in your daily life and write them in scientific notation.



EXAMPLES Write Numbers in Scientific Notation

- 3 Write $-931,500,000$ in scientific notation.

$$\underbrace{-931500000}_{\text{8 places}} = -9.315 \times 100,000,000 \quad \text{The decimal point moves 8 places.}$$

$$= \boxed{} \quad \text{The exponent is positive.}$$

- 4 Write 0.00443 in scientific notation.

$$\underbrace{0.00443}_{\text{3 places}} = \boxed{} \times 0.001 \quad \text{The decimal point moves } \boxed{} \text{ places.}$$

$$= 4.43 \times \boxed{} \quad \text{The exponent is } \boxed{}.$$

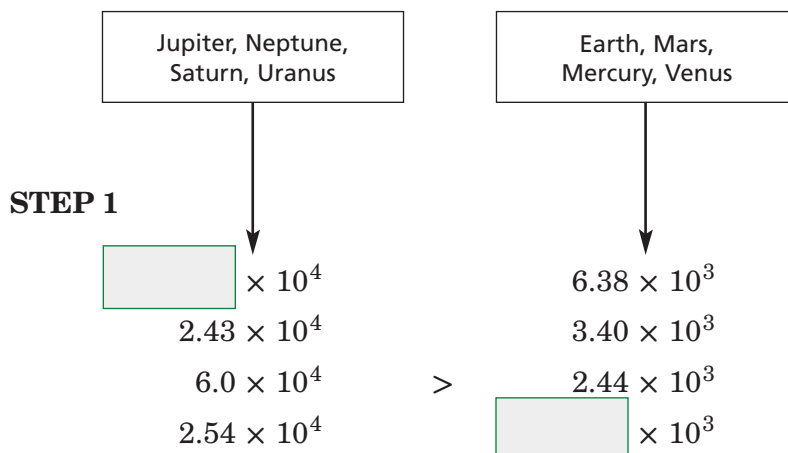
EXAMPLE Compare Numbers in Scientific Notation

- 5 PLANETS The following table lists the average radius at the equator for planets in our solar system. Order the planets according to radius from largest to smallest.

First order the numbers according to their exponents. Then order the numbers with the same exponents by comparing the factors.

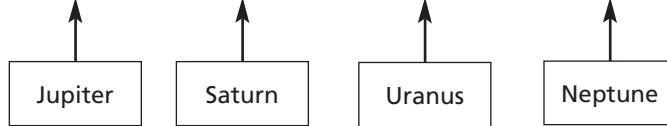
Planet	Radius (km)
Earth	6.38×10^3
Jupiter	7.14×10^4
Mars	3.40×10^3
Mercury	2.44×10^3
Neptune	2.43×10^4
Saturn	6.0×10^4
Uranus	2.54×10^4
Venus	6.05×10^3

Source: CRC Handbook of Chemistry and Physics

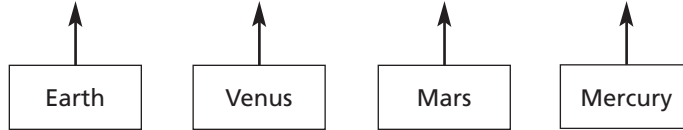


STEP 2

$$7.14 \times 10^4 > 6.0 \times 10^4 > 2.54 \times 10^4 > 2.43 \times 10^4$$



$$6.38 \times 10^3 > 6.05 \times 10^3 > 3.40 \times 10^3 > 2.44 \times 10^3$$



The order from largest to smallest is , Saturn, Uranus, Neptune, Earth, Venus, Mars, and .

Check Your Progress Write each number in scientific notation.

a. 35,600,000

b. 0.000653

c. The table lists the mass for each of the planets in our solar system. Order the planets according to mass from largest to smallest.

Planet	Mass (in tons)
Mercury	3.64×10^{20}
Venus	5.37×10^{21}
Earth	6.58×10^{21}
Mars	7.08×10^{20}
Jupiter	2.09×10^{24}
Saturn	6.25×10^{23}
Uranus	9.57×10^{23}
Neptune	1.13×10^{23}


Source: NASA

HOMEWORK ASSIGNMENT

Page(s): _____

Exercises: _____

STUDY GUIDE

	VOCABULARY PUZZLEMAKER	BUILD YOUR VOCABULARY
Use your Chapter 2 Foldable to help you study for your chapter test.	To make a crossword puzzle, word search, or jumble puzzle of the vocabulary words in Chapter 2, go to: glencoe.com	You can use your completed Vocabulary Builder (pages 33–34) to help you solve the puzzle.

2-1

Rational Numbers

Write each fraction or mixed number as a decimal.

1. $-\frac{3}{4}$

2. $3\frac{1}{6}$

3. $-7\frac{2}{5}$

Write each decimal as a fraction or mixed number in simplest form.

4. 9.5

5. 0.6

6. 8.125

2-2

Comparing and Ordering Rational Numbers

Use $<$, $>$, or $=$ to make each sentence true.

7. $-\frac{4}{5}$ $-\frac{2}{3}$

8. 4.4 $4\frac{2}{5}$

9. 2.93 2.93

Graph each pair of rational numbers on a number line.

10. $\frac{1}{5}$, $\frac{1}{3}$

11. $-\frac{4}{5}$, $-\frac{9}{10}$

2-3

Multiplying Positive and Negative Fractions

Complete each sentence.

12. The greatest common factor of two numbers is the number that is a of both numbers.

13. Numerators and denominators are by their greatest common factors to the fraction.

Multiply. Write in simplest form.

14. $-\frac{7}{12} \cdot \frac{3}{4}$

15. $4\frac{2}{3} \cdot 5\frac{1}{8}$

2-4

Dividing Positive and Negative Fractions

Write the multiplicative inverse for each mixed number.

16. $2\frac{1}{5}$

17. $-1\frac{3}{8}$

18. $3\frac{4}{7}$

Complete the sentence.

19. To divide by a , multiply by its inverse.

20. To a number by $2\frac{1}{5}$, multiply by $\frac{5}{11}$.

2-5

Adding and Subtracting Like Fractions

Determine whether each pair of fractions are like fractions.

21. $\frac{3}{5}, \frac{3}{7}$

22. $\frac{5}{8}, \frac{7}{8}$

23. $\frac{4}{7}, -\frac{5}{7}$

24. $\frac{5}{9}, -\frac{2}{3}$

Add or subtract. Write in simplest form.

25. $\frac{5}{9} - \frac{2}{9}$

26. $\frac{5}{8} + \frac{7}{8}$

27. $\frac{4}{7} - \frac{5}{7}$

2-6

Adding and Subtracting Unlike Fractions

Add or subtract. Write in simplest form.

28. $\frac{5}{8} - \frac{7}{12}$

29. $\frac{3}{5} + \frac{3}{7}$

30. $-\frac{2}{3} + \frac{5}{9}$

2-7

Solving Equations with Rational Numbers

Match the method of solving with the appropriate equation.

31. $25a = 3.75$

a. Subtract $\frac{3}{5}$ from each side.

32. $\frac{3}{5}m = \frac{7}{10}$

b. Multiply each side by $\frac{5}{3}$.

33. $r - 1.25 = 4.5$

c. Subtract 3.75 from each side.

34. $\frac{3}{5} + f = \frac{1}{2}$

d. Add 1.25 to each side.

e. Divide each side by 25.

2-8

Problem Solving Investigation: Look for a Pattern

35. **LIFE SCIENCE** The table shows about how many times a firefly flashes at different temperatures. About how many times will a firefly flash when the temperature is 36°C ?

Outside Temperature ($^{\circ}\text{C}$)	Flashes per Minute
16	8
20	9
24	11
28	14

2-9

Powers and Exponents

Evaluate each expression.

36. 5^4

37. 6^3

38. 2^8

2-10

Scientific Notation

Write each number in scientific notation.

39. 8,790,000

40. 0.0000125

Math Online

Visit glencoe.com to access your textbook, more examples, self-check quizzes, and practice tests to help you study the concepts in Chapter 2.

ARE YOU READY FOR THE CHAPTER TEST?

Check the one that applies. Suggestions to help you study are given with each item.

I completed the review of all or most lessons without using my notes or asking for help.

- You are probably ready for the Chapter Test.
- You may want take the Chapter 2 Practice Test on page 139 of your textbook as a final check.

I used my Foldable or Study Notebook to complete the review of all or most lessons.

- You should complete the Chapter 2 Study Guide and Review on pages 134–138 of your textbook.
- If you are unsure of any concepts or skills, refer back to the specific lesson(s).
- You may also want to take the Chapter 2 Practice Test on page 139 of your text book.

I asked for help from someone else to complete the review of all or most lessons.

- You should review the examples and concepts in your Study Notebook and Chapter 2 Foldable.
- Then complete the Chapter 2 Study Guide and Review on pages 134–138 of your textbook.
- If you are unsure of any concepts or skills, refer back to the specific lesson(s).
- You may also want to take the Chapter 2 Practice Test on page 139 of your textbook.

Student Signature

Parent/Guardian Signature

Teacher Signature

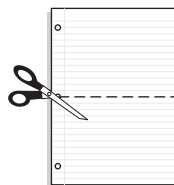
Real Numbers and the Pythagorean Theorem




Use the instructions below to make a Foldable to help you organize your notes as you study the chapter. You will see Foldable reminders in the margin of this Interactive Study Notebook to help you in taking notes.

Begin with two sheets of $8\frac{1}{2}$ " by 11" notebook paper.

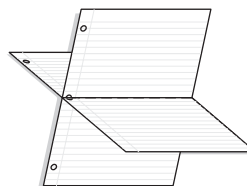
STEP 1 **Fold** one in half from top to bottom. Cut along fold from edges to margin.



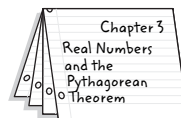
STEP 2 **Fold** the other sheet in half from top to bottom. Cut along fold between margins.



STEP 3 **Insert** first sheet through second sheet and align folds.



STEP 4 **Label** each page with a lesson number and title.



NOTE-TAKING TIP: When you take notes, clarify terms, record concepts, and write examples for each lesson. You may also want to list ways in which the new concepts can be used in your daily life.

BUILD YOUR VOCABULARY

This is an alphabetical list of new vocabulary terms you will learn in Chapter 3. As you complete the study notes for the chapter, you will see Build Your Vocabulary reminders to complete each term's definition or description on these pages. Remember to add the textbook page number in the second column for reference when you study.

Vocabulary Term	Found on Page	Definition	Description or Example
abscissa [ab-SIH-suh]			
converse			
coordinate plane			
hypotenuse			
irrational number			
legs			
ordered pair			
ordinate [OR-din-it]			
origin			
perfect square			

Vocabulary Term	Found on Page	Definition	Description or Example
Pythagorean Theorem			
quadrants			
radical sign			
real number			
square root			
x -axis			
x -coordinate			
y -axis			
y -coordinate			

Copyright © Glencoe/McGraw-Hill, a division of The McGraw-Hill Companies, Inc.

MAIN IDEA

- Find square roots of perfect squares.

BUILD YOUR VOCABULARY (pages 62–63)

Numbers such as 1, 4, 9, and 25 are called **perfect squares** because they are squares of numbers.

The of squaring a number is finding a **square root**.

The symbol $\sqrt{\quad}$ is called a **radical sign** and is used to indicate the positive .

KEY CONCEPT

Square Root A square root of a number is one of its two equal factors.

EXAMPLES Find Square Roots

Find each square root.

1 $\sqrt{81}$

$\sqrt{81}$ indicates the square root of 81.

Since = 81, $\sqrt{81} = \text{input}$.

2 $-\sqrt{\frac{16}{81}}$

$-\sqrt{\frac{16}{81}}$ indicates the square root of $\frac{16}{81}$.

Since = $\frac{16}{81}$, $-\sqrt{\frac{16}{81}} = \text{input}$.

3 $\pm\sqrt{1.44}$

$\pm\sqrt{1.44}$ indicates *both* square roots of 1.44.

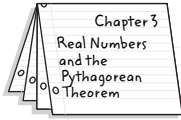
Since = 1.44 and = 1.44, $\pm\sqrt{1.44} = \pm 1.2$,

or .

FOLDABLES

ORGANIZE IT

On Lesson 3-1 of your Foldable, explain how to find the square root of a number and give an example.


Check Your Progress Find each square root.

a. $\sqrt{64}$

b. $-\sqrt{\frac{25}{144}}$

c. $\pm\sqrt{2.25}$

EXAMPLE Use an Equation to Solve a Problem

- MUSIC** The art work of the square picture in a compact disc case is approximately $14,161 \text{ mm}^2$ in area. Find the length of each side of the square.

The area is equal to the square of the length of a side.

Let A = the area and let s = the length of the side $A = s^2$

$$14,161 = s^2$$

Write the equation.

= $\sqrt{s^2}$

Take the square root of each side.

The length of a side of a compact disc case is about millimeters since distance cannot be negative.

Check Your Progress A piece of art is a square picture that is approximately $11,025$ square inches in area. Find the length of each side of the square picture.

HOMEWORK ASSIGNMENT

Page(s):

Exercises:

Estimating Square Roots

MAIN IDEA

- Estimate square roots.

EXAMPLES Estimate Square Roots

1 Estimate $\sqrt{54}$ to the nearest whole number.

The first perfect square less than 54 is .

The first perfect square greater than 54 is .

$$49 < 54 < 64$$

Write an inequality.

$$\square < 54 < \square$$

$$49 = \square \text{ and } 64 = \square$$

$$\sqrt{7^2} < \sqrt{54} < \sqrt{8^2}$$

Take the square root of each number.

$$7 < \sqrt{54} < 8$$

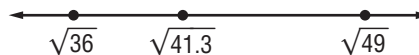
Simplify.

So, $\sqrt{54}$ is between and . Since 54 is closer to 49 than 64, the best whole number estimate for $\sqrt{54}$ is .

2 Estimate $\sqrt{41.3}$ to the nearest whole number.

- The first perfect square less than 41.3 is 36.
- The first perfect square greater than 41.3 is 49.

Plot each square root on a number line.
Then plot $\sqrt{41.3}$.



$$36 < 41.3 < 49$$

Write an inequality.

$$\square < 41.3 < \square$$

$$36 = \square \text{ and } 49 = \square$$

$$\sqrt{6^2} < \sqrt{41.3} < \sqrt{7^2}$$

Find the square root of each number.

$$\square < \sqrt{41.3} < \square$$

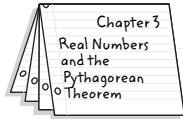
Simplify.

So, $\sqrt{41.3}$ is between and . Since 41.3 is closer to 36 than 49, the best whole number estimate for $\sqrt{41.3}$ is .

FOLDABLES

ORGANIZE IT

On Lesson 3-2 of your Foldable, explain how to estimate square roots.



EXAMPLE Estimate Square Roots

- 3 FINANCE** If you were to invest \$100 in a bank account for two years, your investment would earn interest daily and be worth more when you withdrew it. If you had \$120 after two years, the interest rate, written as a decimal, would be found using the expression $\frac{(\sqrt{120} - 10)}{10}$. Estimate the value.

First estimate the value of $\sqrt{120}$.

$$100 < 120 < 121$$

and are perfect squares.

$$10^2 < 120 < 11^2$$

$$100 = \text{} \text{ and } 121 = \text{}$$

$$\text{} < \sqrt{120} < \text{}$$

Take the square root of each number.

Since 120 is closer to than 100, the best whole number estimate for $\sqrt{120}$ is . Use this to evaluate the expression.

$$\frac{(\sqrt{120} - 10)}{10} = \frac{(\text{} - 10)}{10} \text{ or } \text{}$$

The approximate interest rate is 0.10 or .

Check Your Progress

- a. Estimate $\sqrt{65}$ to the nearest whole number.

- b. If you were to invest \$100 in a bank account for two years, your money would earn interest daily and be worth more when you withdrew it. If you had \$250 after two years, the interest rate, written as a decimal, would be found using the expression $\frac{(\sqrt{150} - 10)}{10}$. Estimate this value.

HOMEWORK ASSIGNMENT

Page(s): _____

Exercises: _____

Problem-Solving Investigation: Use a Venn Diagram

EXAMPLE

MAIN IDEA

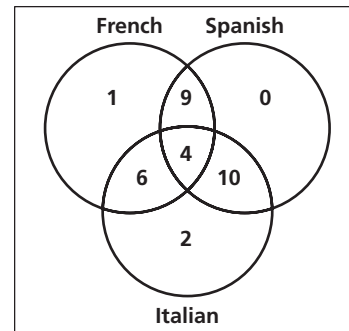
- Use a Venn diagram to solve problems.

LANGUAGES Of the 40 foreign exchange students attending a middle school, 20 speak French, 23 speak Spanish, and 22 speak Italian. Nine students speak French and Spanish, but not Italian. Six students speak French and Italian, but not Spanish. Ten students speak Spanish and Italian, but not French. Only 4 students speak all three languages. Use a Venn diagram to find how many exchange students do not speak any of these languages.

UNDERSTAND You know how many students speak each of the different languages. You want to organize the information.

PLAN Make a Venn Diagram to organize the information.

SOLVE Since 4 students speak all three languages, place a three in the section that represents all three languages. Fill in the other sections as appropriate.



Add the numbers in each region of the diagram:

$$1 + 9 + 6 + 4 + 10 + 2 = \square$$

Since there are 40 exchange students

altogether, $40 - 32 = \square$ of them do not speak French, Spanish, or Italian.

CHECK Check each circle to see if the appropriate number of students is represented.

Check Your Progress

SPORTS Of the 30 students in Mr. Hall's gym class, 14 play basketball, 9 play soccer, and 11 play volleyball. Three students play basketball and soccer, but not volleyball. One student plays soccer and volleyball, but not basketball. Six students play basketball and volleyball, but not soccer. Only 2 students play all three sports. Use a Venn diagram to find how many students in the class do not play any of these sports.

HOMEWORK ASSIGNMENT

Page(s): _____

Exercises: _____

MAIN IDEA

- Identify and classify numbers in the real number system.

BUILD YOUR VOCABULARY (pages 62–63)

Numbers that are not are called **irrational numbers**.

The set of rational numbers and the set of numbers together make up the set of **real numbers**.

KEY CONCEPT

Irrational Number An irrational number is a number that cannot be expressed as $\frac{a}{b}$, where a and b are integers and $b \neq 0$.

EXAMPLES Classify Numbers

Name all sets of numbers to which each real number belongs.

1 $0.090909\dots$

The decimal ends in a pattern.

It is a number because it is equivalent to .

2 $\sqrt{25}$

Since $\sqrt{25} = \text{$, it is a number, an , and a rational number.

3 $-\sqrt{12}$

Since the decimal does not repeat or , it is an number.

Check Your Progress Name all sets of numbers to which each real number belongs.

a. $0.10101010\dots$

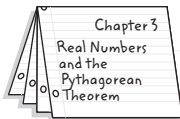
b. $\sqrt{64}$

c. $\sqrt{13}$

FOLDABLES

ORGANIZE IT

On Lesson 3-4 of your Foldable, summarize the properties of the real number system.



EXAMPLES Graph Real Numbers

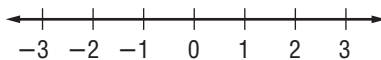
- 4 Estimate $\sqrt{8}$ and $-\sqrt{2}$ to the nearest tenth. Then graph $\sqrt{8}$ and $-\sqrt{2}$ on a number line.

Use a calculator to determine the approximate decimal values.

$$\sqrt{8} \approx \boxed{}$$

$$-\sqrt{2} \approx \boxed{}$$

Locate these points on a number line.



$$\sqrt{8} \approx \boxed{} \text{ and } -\sqrt{2} \approx \boxed{}.$$

Check Your Progress Estimate $\sqrt{3}$ and $-\sqrt{6}$ to the nearest tenth. Then graph $\sqrt{3}$ and $-\sqrt{6}$ on a number line.

REMEMBER IT



Always simplify numbers before classifying them.

EXAMPLES Compare Real Numbers

Replace each \bullet with $<$, $>$, or $=$ to make a true sentence.

5 $3\frac{7}{8} \bullet \sqrt{15}$

Write each number as a decimal.

$$3\frac{7}{8} = \boxed{} \quad \sqrt{15} = \boxed{}$$

Since $\boxed{}$ is greater than $\boxed{}$,

$$3\frac{7}{8} = \boxed{} \sqrt{15}.$$

WRITE IT

Explain why you can determine that $-\sqrt{2}$ is less than 1.2 without computation.

6 $3.\bar{2} \bullet \sqrt{10.4}$

Write $\sqrt{10.4}$ as a decimal.

$\sqrt{10.4} \approx$

Since $3.\bar{2}$ is than 3.224903099...,

$3.\bar{2}$ $\sqrt{10.4}$.

Check Your Progress Replace each \bullet with $<$, $>$, or $=$ to make a true sentence.

a. $3\frac{3}{8} \bullet \sqrt{14}$

b. $1.\bar{5} \bullet \sqrt{2.25}$

EXAMPLE

7 **BASEBALL** The time in seconds that it takes an object to fall d feet is $0.25\sqrt{d}$. How many seconds would it take for a baseball that is hit 250 feet straight up in the air to fall from its highest point to the ground?

Use a calculator to approximate the time it will take for the baseball to fall to the ground.

$0.25\sqrt{d} = 0.25$ Replace d with .

≈ 3.95 or about Use a calculator.

It will take about for the baseball to fall to the ground.

Check Your Progress The time in seconds that it takes an object to fall d feet is $0.25\sqrt{d}$. How many seconds would it take for a baseball that is hit 450 feet straight up in the air to fall from its highest point to the ground?

HOMEWORK ASSIGNMENT

Page(s):

Exercises:

MAIN IDEA

- Use the Pythagorean Theorem.

BUILD YOUR VOCABULARY (pages 62–63)

A right triangle is a triangle with one right angle of 90° .

The sides that form the right angle are called **legs**.

The **hypotenuse** is the side opposite the right angle.

The **Pythagorean Theorem** describes the relationship between the lengths of the legs and the hypotenuse for *any* right triangle.

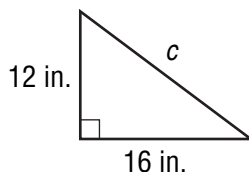
KEY CONCEPT

Pythagorean Theorem

In a right triangle, the square of the length of the hypotenuse is equal to the sum of the squares of the lengths of the legs.

EXAMPLES Find the Length of a Side

- 1 Write an equation you could use to find the length of the missing side of the right triangle. Then find the missing length. Round to the nearest tenth if necessary.



$$c^2 = a^2 + b^2$$

Pythagorean Theorem

$$c^2 = 12^2 + \square$$

Replace a with \square and b with \square .

$$c^2 = \square + \square$$

Evaluate 12^2 and 16^2 .

$$c^2 = \square$$

Add 144 and 256.

$$c = \pm\sqrt{400}$$

Definition of square root

$$c = \square \text{ or } \square$$

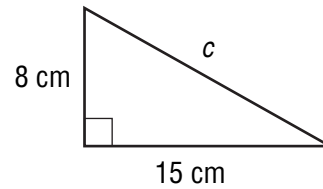
Simplify.

The equation has two solutions, \square and \square .

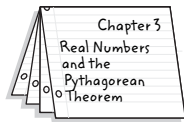
However, the length of a side must be positive. So, the hypotenuse is \square inches long.

Check Your Progress

Write an equation you could use to find the length of the missing side of the right triangle. Then find the missing length. Round to the nearest tenth if necessary.

**FOLDABLES****ORGANIZE IT**

On Lesson 3-5 of your Foldable, explain how to use the Pythagorean Theorem to find the missing length of a side of a right triangle.

**EXAMPLE Find the Length of a Side**

- 1** The hypotenuse of a right triangle is 33 centimeters long and one of its legs is 28 centimeters. What is a , the length of the other leg?

$$c^2 = a^2 + b^2 \quad \text{Pythagorean Theorem}$$

$$\square^2 = a^2 + \square^2 \quad \text{Replace the variables.}$$

$$1,089 = a^2 + 784 \quad \text{Evaluate each power.}$$

$$\square - \square = a^2 + \square - \square \quad \text{Subtract.}$$

$$\square = a^2 \quad \text{Simplify.}$$

$$\pm \sqrt{305} = a \quad \text{Definition of square root}$$

$$\square = a \quad \text{Use a calculator.}$$

The length of the other leg is about \square centimeters.

Check Your Progress

The hypotenuse of a right triangle is 26 centimeters long and one of its legs is 17 centimeters. Find the length of the other leg.

REMEMBER IT

The longest side of a right triangle is the hypotenuse. Therefore, c represents the length of the longest side.

KEY CONCEPT

Converse of the Pythagorean Theorem
 If the sides of a triangle have lengths a , b , and c units such that $c^2 = a^2 + b^2$, then the triangle is a right triangle.

BUILD YOUR VOCABULARY (pages 62–63)

If you the parts of the **Pythagorean Theorem**, you have formed its **converse**.

EXAMPLE Identify a Right Triangle

3 The measures of three sides of a triangle are 24 inches, 7 inches, and 25 inches. Determine whether the triangle is a right triangle.

$$c^2 = a^2 + b^2 \quad \text{Pythagorean Theorem}$$

$$25^2 \stackrel{?}{=} 7^2 + 24^2 \quad c = 25, a = 7, b = 24$$

$$625 \stackrel{?}{=} \text{} + 576 \quad \text{Evaluate } 25^2, 7^2, \text{ and } 24^2.$$

$$\text{} = 625 \quad \text{Simplify. The triangle is a right triangle.}$$

Check Your Progress

The measures of three sides of a triangle are 13 inches, 5 inches, and 12 inches. Determine whether the triangle is a right triangle.

HOMEWORK ASSIGNMENT

Page(s):

Exercises:

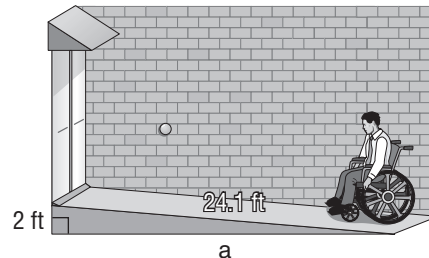
Using the Pythagorean Theorem

EXAMPLE Use the Pythagorean Theorem

MAIN IDEA

- Solve problems using the Pythagorean Theorem.

1 RAMPS A ramp to a newly constructed building must be built according to the guidelines stated in the Americans with Disabilities Act. If the ramp is 24.1 feet long and the top of the ramp is 2 feet off the ground, how far is the bottom of the ramp from the base of the building?



Notice the problem involves a right triangle. Use the Pythagorean Theorem.

$$24.1^2 = a^2 + 2^2$$

Replace c with 24.1 and b with 2.

$$\boxed{} = a^2 + \boxed{}$$

Evaluate 24.1^2 and 2^2 .

$$\boxed{} - \boxed{} = a^2 = \boxed{} - \boxed{}$$

Subtract $\boxed{}$ from each side.

$$\boxed{} = a^2$$

Simplify.

$$\boxed{} = a$$

Definition of square root

$$\boxed{} \approx a$$

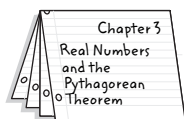
Simplify.

The end of the ramp is about $\boxed{}$ from the base of the building.

FOLDABLES

ORGANIZE IT

On Lesson 3-6 of your Foldable, explain the Pythagorean Theorem in your own words and give an example of how it might be used in a real-life situation.



Check Your Progress

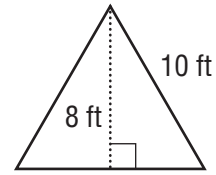
If a truck ramp is 32 feet long and the top of the ramp is 10 feet off the ground, how far is the end of the ramp from the truck?

EXAMPLE

1 TEST EXAMPLE The cross-section of a camping tent is shown. Find the width of the base of the tent.

- A 6 ft
- B 8 ft

- C 10 ft
- D 12 ft



Read the Item

From the diagram, you know that the tent forms two congruent right triangles.

Solve the Item

Use the Pythagorean Theorem.

$$c^2 = a^2 + b^2$$

$$\square = a^2 + \square$$

$$\square = a^2 + \square$$

$$100 - 64 = a^2 + 64 - 64$$

$$\square = a^2$$

$$\square = a$$

$$\square = a$$

Pythagorean Theorem

$$c = \square, b = \square$$

Evaluate 10^2 and 8^2 .

Subtract 64 from each side.

Simplify.

Definition of square root

Simplify

The width of the base of the tent is $a + a$ or $\square + \square = \square$ feet. Therefore, choice \square is correct.

Check Your Progress

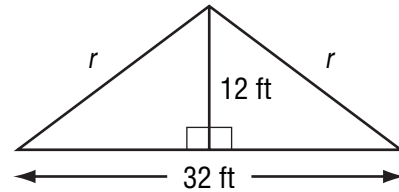
MULTIPLE CHOICE The diagram shows the cross-section of a roof. How long is each rafter, r ?

F 15 ft

G 18 ft

H 20 ft

J 22 ft



HOMEWORK ASSIGNMENT

Page(s):

Exercises:

MAIN IDEAS

- Graph rational numbers on the coordinate plane.
- Find the distance between points on the coordinate plane.

BUILD YOUR VOCABULARY (pages 62–63)

A coordinate plane is formed by two number lines that form right angles and intersect at their points.

The point of intersection of the two number lines is the **origin**.

The number line is the **y-axis**.

The number line is the **x-axis**.

The number lines separate the coordinate plane into sections called **quadrants**.

Any point on the coordinate plane can be graphed by using an **ordered pair** of numbers.

The number in the ordered pair is called the **x-coordinate**.

The number of an ordered pair is the **y-coordinate**.

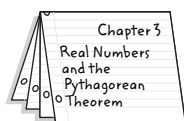
Another name for the is **abscissa**.

Another name for the is **ordinate**.

FOLDABLES

ORGANIZE IT

On Lesson 3-7 of your Foldable, explain in writing how to use ordered pairs to find the distance between two points.



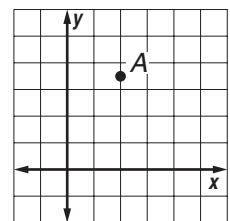
EXAMPLE Name an Ordered Pair

1 Name the ordered pair for point A.

- Start at the origin.

- Move right to find the

of point A, which is .

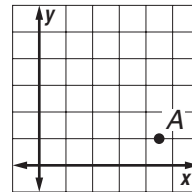


(continued on the next page)

- Move up to find the , which is .

So, the ordered pair for point A is .

Check Your Progress Name the ordered pair for point A.



EXAMPLES Graphing Ordered Pairs

Graph and label each point on the same coordinate plane.

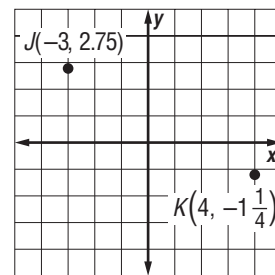
1 $J(-3, 2.75)$

- Start at and move

units to the .

Then move units.

- Draw a dot and label it



2 $K(4, -1\frac{1}{4})$

- Start at and move units to the .

Then move units.

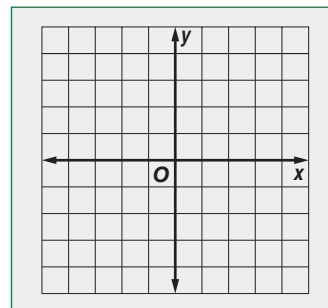
- Draw a dot and label it .

Check Your Progress

Graph and label each point on the same coordinate plane.

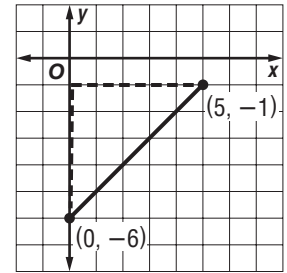
a. $J(-2.5, 3.5)$

b. $K(2, -2\frac{1}{2})$



EXAMPLE Find the Distance on the Coordinate Plane

- 4 Graph the ordered pairs $(0, -6)$ and $(5, -1)$. Then find the distance between the points.



Let c = distance between the two points, $a = 5$, and $b = 5$.

$c^2 = a^2 + b^2$ Pythagorean Theorem

$c^2 = \square + \square$ Replace a with \square and b with \square .

$c^2 = \square$ $\square + \square = \square$

$\sqrt{c^2} = \square$ Definition of \square

$c = \square$ Simplify.

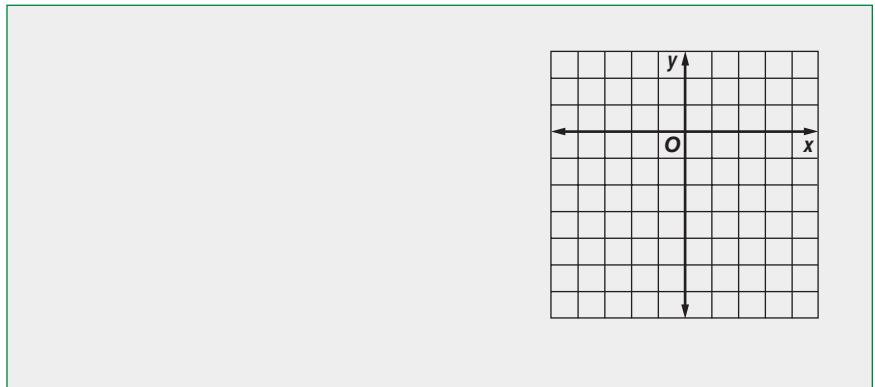
The points are about \square apart.

REMEMBER IT 

You can use the Pythagorean Theorem to find the distance between two points on a coordinate plane.

Check Your Progress

Graph the ordered pairs $(0, -3)$ and $(2, -6)$. Then find the distance between the points.




HOMEWORK ASSIGNMENT

Page(s): _____

Exercises: _____

BRINGING IT ALL TOGETHER

STUDY GUIDE

	VOCABULARY PUZZLEMAKER	BUILD YOUR VOCABULARY
Use your Chapter 3 Foldable to help you study for your chapter test.	To make a crossword puzzle, word search, or jumble puzzle of the vocabulary words in Chapter 3, go to glencoe.com	You can use your completed Vocabulary Builder (pages 62–63) to help you solve the puzzle.

3-1

Square Roots

Complete each sentence.

- The principle square root is the square root of a number.
- To solve an equation in which one side of the square is a squared term, you can take the of each side of the equation.

Find each square root.

3. $\sqrt{900}$

4. $-\sqrt{\frac{36}{49}}$

5. $-\sqrt{625}$

6. $\sqrt{\frac{25}{121}}$

3-2

Estimating Square Roots

Determine between which two consecutive whole numbers each value is located.

7. $\sqrt{23}$

8. $\sqrt{59}$

9. $\sqrt{27}$

10. $\sqrt{18}$

3-3

Problem-Solving Investigation: Use a Venn Diagram

11. **NUMBER THEORY** A subset is a part of a set. The symbol \subset means “is a subset of.” Consider the following two statements.

integers \subset rational numbers
 rational numbers \subset integers

Are both statements true? Draw a Venn diagram to justify your answer.

3-4

The Real Number System

Match the property of real numbers with the algebraic example.

- | | | |
|----------------------------|--------------------------|--|
| 12. Commutative | <input type="checkbox"/> | a. $(x + y) + z = x + (y + z)$ |
| 13. Associative | <input type="checkbox"/> | b. $pq = qp$ |
| 14. Distributive | <input type="checkbox"/> | c. $h + 0 = h$ |
| 15. Identity | <input type="checkbox"/> | d. $c + (-c) = 0$ |
| 16. Multiplicative Inverse | <input type="checkbox"/> | e. $x(y + z) = xy + xz$ |
| | | f. $\frac{a}{b} \cdot \frac{b}{a} = 1$ |

3-5

The Pythagorean Theorem

Use the Pythagorean Theorem to determine whether each of the following measures of the sides of a triangle are the sides of a right triangle.

- | | | | |
|----------------|--------------------------|---------------|--------------------------|
| 17. 4, 5, 6 | <input type="checkbox"/> | 18. 9, 12, 15 | <input type="checkbox"/> |
| 19. 10, 24, 26 | <input type="checkbox"/> | 20. 5, 7, 9 | <input type="checkbox"/> |

3-6

Using the Pythagorean Theorem

21. The triple 8-15-17 is a Pythagorean Triple. Complete the table to find more Pythagorean triples.

	<i>a</i>	<i>b</i>	<i>c</i>	Check: $c^2 = a^2 + b^2$
original	8	15	17	$289 = 64 + 225$
$\times 2$	<input type="text"/>	<input type="text"/>	<input type="text"/>	<input type="text"/>
$\times 3$	<input type="text"/>	<input type="text"/>	<input type="text"/>	<input type="text"/>
$\times 5$	<input type="text"/>	<input type="text"/>	<input type="text"/>	<input type="text"/>
$\times 10$	<input type="text"/>	<input type="text"/>	<input type="text"/>	<input type="text"/>

Determine whether each of the following is a Pythagorean triple.

22. 13–84–85 23. 11–60–61
24. 21–23–29 25. 12–25–37

3-7

Geometry: Distance on the Coordinate Plane

Match each term of the coordinate plane with its description.

26. ordinate a. one of four sections of the coordinate plane
27. *y*-axis b. *x*-coordinate
28. origin c. *y*-coordinate
29. abscissa d. vertical number line
30. *x*-axis e. horizontal number line
- f. point where number lines meet

Math Online

Visit glencoe.com to access your textbook, more examples, self-check quizzes, and practice tests to help you study the concepts in Chapter 3.

ARE YOU READY FOR THE CHAPTER TEST?

Check the one that applies. Suggestions to help you study are given with each item.

I completed the review of all or most lessons without using my notes or asking for help.

- You are probably ready for the Chapter Test.
- You may want to take the Chapter 3 Practice Test on page 183 of your textbook as a final check.

I used my Foldable or Study Notebook to complete the review of all or most lessons.

- You should complete the Chapter 3 Study Guide and Review on pages 179–182 of your textbook.
- If you are unsure of any concepts or skills, refer back to the specific lesson(s).
- You may also want to take the Chapter 3 Practice Test on page 183 of your textbook.

I asked for help from someone else to complete the review of all or most lessons.

- You should review the examples and concepts in your Study Notebook and Chapter 3 Foldable.
- Then complete the Chapter 3 Study Guide and Review on pages 179–182 of your textbook.
- If you are unsure of any concepts or skills, refer back to the specific lesson(s).
- You may also want to take the Chapter 3 Practice Test on page 183 of your textbook.

Student Signature

Parent/Guardian Signature

Teacher Signature

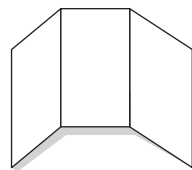
Proportions and Similarity



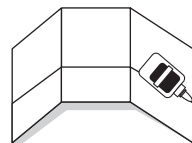
Use the instructions below to make a Foldable to help you organize your notes as you study the chapter. You will see Foldable reminders in the margin of this Interactive Study Notebook to help you in taking notes.

Begin with a plain sheet of 11" by 17" paper.

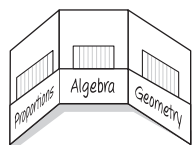
STEP 1 **Fold** in thirds widthwise.



STEP 2 **Open** and fold the bottom to form a pocket. Glue edges.



STEP 3 **Label** each pocket. Place index cards in each pocket.



NOTE-TAKING TIP: When you take notes, define new vocabulary words, describe new ideas, and write examples that help you remember the meanings of the words and ideas.

BUILD YOUR VOCABULARY

This is an alphabetical list of new vocabulary terms you will learn in Chapter 4. As you complete the study notes for the chapter, you will see Build Your Vocabulary reminders to complete each term's definition or description on these pages. Remember to add the textbook page number in the second column for reference when you study.

Vocabulary Term	Found on Page	Definition	Description or Example
congruent			
constant of proportionality			
corresponding parts			
cross products			
equivalent ratios			
nonproportional			
polygon			
proportion			

(continued on the next page)

Vocabulary Term	Found on Page	Definition	Description or Example
proportional			
rate			
rate of change			
ratio			
scale			
scale drawing			
scale factor			
scale model			
similar			
unit rate			
unit ratio			

MAIN IDEA

- Express ratios as fractions in simplest form and determine unit rates.

BUILD YOUR VOCABULARY (pages 85–86)

A **ratio** is a comparison of two numbers by .

A **rate** is a special kind of . It is a comparison of two quantities with different types of units.

When a rate is so it has a denominator of , it is called a **unit rate**.

EXAMPLE Write Ratios in Simplest Form

- 1 Express 12 blue marbles out of 18 marbles in simplest form.

$$\frac{12 \text{ marbles}}{18 \text{ marbles}} = \frac{\boxed{}}{\boxed{}}$$

Divide the numerator and denominator by the greatest common factor, . Divide out common units.

The ratio of blue marbles to total marbles is or out of .

EXAMPLE Find a Unit Rate

- 2 **READING** Yi-Mei reads 141 pages in 3 hours. How many pages does she read per hour?

Write the rate that expresses the comparison of pages to hours. Then find the unit rate.

$$\frac{141 \text{ pages}}{3 \text{ hours}} = \frac{\boxed{} \text{ pages}}{\boxed{} \text{ hour}}$$

Divide the numerator and denominator by to get a denominator of 1.

Yi-Mei reads an average of pages per .

REVIEW IT

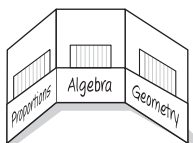
What is the greatest common factor of two or more numbers? How can you find it?

(Prerequisite Skill)

FOLDABLES

ORGANIZE IT

Write the definitions of *rate* and *unit rate* on an index card. Then on the other side of the card, write examples of how to find and compare unit rates. Include these cards in your Foldable.



HOMEWORK ASSIGNMENT

Page(s):

Exercises:

Check Your Progress Express each ratio in simplest form.

- a. 5 blue marbles out of 20 marbles

- b. 14 inches to 2 feet

- c. On a trip from Columbus, Ohio, to Myrtle Beach, South Carolina, Lee drove 864 miles in 14 hours. What was Lee's average speed in miles per hour?

EXAMPLE Compare Unit Rates

- SHOPPING** Alex spends \$12.50 for 2 pounds of almonds and \$23.85 for 5 pounds of jellybeans. Which item costs less per pound? By how much?

For each item, write a rate that compares the cost to the amount. Then find the unit rates.

Almonds: $\frac{\$12.50}{2 \text{ pounds}} = \frac{\boxed{}}{1 \text{ pound}}$

Jellybeans: $\frac{\$23.85}{5 \text{ pounds}} = \frac{\boxed{}}{1 \text{ pound}}$

The almonds cost $\boxed{}$ per pound and the jellybeans cost $\boxed{}$ per pound. So, the jellybeans cost $\boxed{}$ — $\boxed{}$ or $\boxed{}$ per pound less than the almonds.

Check Your Progress Cameron spends \$22.50 for 2 pounds of macadamia nuts and \$31.05 for 3 pounds of cashews. Which item costs less per pound? By how much?

MAIN IDEA

- Identify proportional and nonproportional relationships.

BUILD YOUR VOCABULARY (pages 85–86)

If two quantities are **proportional**, then they have a ratio.

For ratios in which this ratio is , the two quantities are said to be **nonproportional**.

KEY CONCEPTS

Proportional A statement of equality of two ratios with a constant ratio.

Nonproportional A relationship in which two quantities do not have a common ratio.

EXAMPLES Identify Proportional Relationships

- 1 HOUSE CLEANING** A house-cleaning service charges \$45 for the first hour and \$30 per hour for each additional hour. The service works for 4 hours. Is the fee proportional to the number of hours worked? Make a table of values to explain your reasoning.

Find the cost for 1, 2, 3, and 4 hours and make a table to display numbers and cost.

Hours Worked	1	2	3	4
Cost (\$)	<input type="text"/>	<input type="text"/>	<input type="text"/>	<input type="text"/>





For each number of hours, write the relationship of the cost and number of hours as a ratio in simplest form.

$$\frac{\text{cost}}{\text{hours worked}} \rightarrow \frac{45}{1} \text{ or } \frac{75}{2} \text{ or } \frac{105}{3} \text{ or } \frac{135}{4}$$

Since the ratios of the two quantities are ,
the cost is to the number of hours
worked. The relationship is .

- 1 BAKING** A recipe for jelly frosting calls for $\frac{1}{3}$ cup of jelly and 1 egg white. Is the number of egg whites used proportional to the cups of jelly used? Make a table of values to explain your reasoning.

Find the amount of jelly and egg whites needed for different numbers of servings and make a table to show these measures.

Cups of Jelly				
Egg whites	1	2	3	4

For each number of cups of jelly, write the relationship of the

to the as a ratio in simplest form.

\rightarrow $\frac{1}{3}$ or $\frac{2}{3}$ or $\frac{1}{4}$ or

Since the ratios between the two quantities are all equal

to , the amount of jelly used is to the number of egg whites used.

Check Your Progress

- a. PLUMBING** A plumbing company charges \$50 for the first hour and \$40 for each additional hour. Suppose a service call is estimated to last 4 hours. Is the fee proportional to the number of hours worked?

- b. COOKING** Among other ingredients, a chocolate chip cookie recipe calls for 2.5 cups of flour for every 1 cup of sugar and every 2 eggs. Is the amount of flour used proportional to the number of eggs used?

HOMEWORK ASSIGNMENT

Page(s):

Exercises:

MAIN IDEA

- Find rates of change.

BUILD YOUR VOCABULARY (pages 85–86)

A rate of change is a rate that describes how one quantity

in to another.

EXAMPLE Find a Rate of Change

- 1 DOGS** The table below shows the weight of a dog in pounds between 4 and 12 months old. Find the rate of change in the dog's weight between 8 and 12 months of age.

Age (mo)	4	8	12
Weight (lb)	15	28	43

$$\frac{\text{change in weight}}{\text{change in age}} = \frac{(43 - \boxed{}) \text{ pounds}}{(\boxed{} - 8) \text{ months}}$$

The dog grew from 28 to 43 pounds from ages 8 to 12 months.

$$= \frac{\boxed{} \text{ pounds}}{\boxed{} \text{ months}}$$

Subtract to find the change in weights and ages.

$$= \frac{\boxed{} \text{ pounds}}{\boxed{} \text{ month}}$$

Express this rate as a .

The dog grew an average of pounds per .

REMEMBER IT

Rate of change is always expressed as a unit rate.

**Check Your Progress**

The table below shows Julia's height in inches between the ages of 6 and 11. Find the rate of change in her height between ages 6 and 9.

Age (yr)	6	9	11
Weight (in.)	52	58	60

EXAMPLE Find a Negative Rate of Change

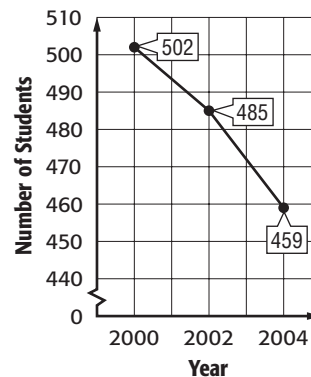
KEY CONCEPT

Rate of Change To find the rate of change, divide the difference in the y-coordinate by the difference in the x-coordinate.

FOLDABLES Record this concept on one side of an index card. Write an example on the other side of the card.

1 **SCHOOLS** The graph shows the number of students in the seventh grade between 2000 and 2004. Find the rate of change between 2002 and 2004.

Number of 7th Grade Students



Use the data to write a rate comparing the change in students to the change in time.

$$\frac{\text{change in students}}{\text{change in time}} = \frac{\boxed{} - \boxed{}}{\boxed{} - \boxed{}}$$

The number of students changed from 485 to 459 from 2002 to 2004.

$$= \frac{\boxed{}}{\boxed{}}$$

Simplify.

$$= \frac{\boxed{}}{\boxed{}}$$

Express as a unit rate.

The rate of change is $\boxed{}$ students per $\boxed{}$.

REMEMBER IT


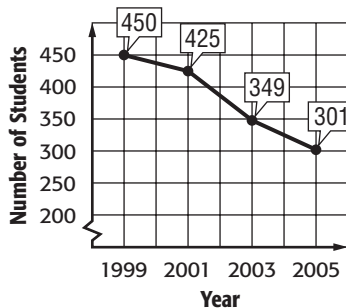
Always read graphs from left to right.



Check Your Progress

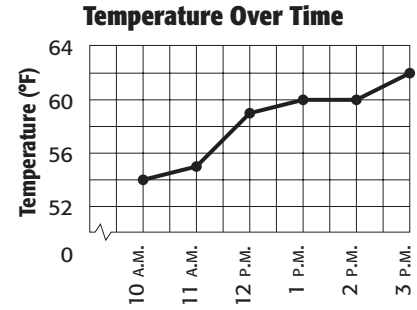
The graph below shows the number of students in the 6th grade between 1999 and 2005. Find the rate of change between 2003 and 2005.

Number of 6th Grade Students



EXAMPLES Compare Rates of Change

3 **TEMPERATURE** the graph shows the temperature measured on each hour from 10 A.M. to 3 P.M. During which 1-hour period was the rate of change in temperature the greatest?



Find the rates of change for each 1-hour period. Use the ratio $\frac{\text{change in temperature}}{\text{change in time}}$.

10 A.M. to 11 A.M. $\frac{55^\circ - 54^\circ}{11 \text{ A.M.} - 10 \text{ A.M.}} =$

11 A.M. to 12 P.M. $\frac{59^\circ - 55^\circ}{12 \text{ P.M.} - 11 \text{ A.M.}} =$

12 P.M. to 1 P.M. $\frac{60^\circ - 59^\circ}{2 \text{ P.M.} - 12 \text{ P.M.}} =$

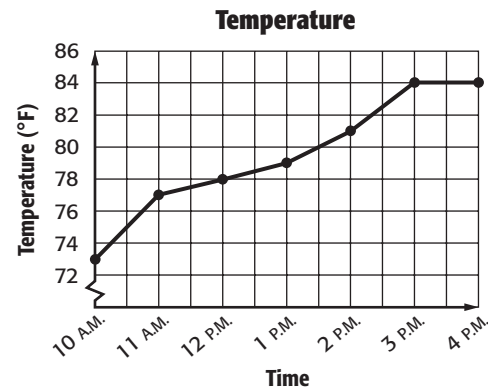
1 P.M. to 2 P.M. $\frac{60^\circ - 60^\circ}{2 \text{ P.M.} - 1 \text{ P.M.}} =$

2 P.M. to 3 P.M. $\frac{62^\circ - 60^\circ}{3 \text{ P.M.} - 2 \text{ P.M.}} =$

The greatest rate of change in temperature is between

Check Your Progress

The graph shows the temperature measured each hour from 10 a.m. to 4 p.m. Find the 1-hour time period in which the rate of change in temperature was the greatest.



HOMEWORK ASSIGNMENT

Page(s): _____

Exercises: _____

Constant Rate of Change

MAIN IDEA

- Identify proportional and nonproportional relationships by finding a constant rate of change.

BUILD YOUR VOCABULARY (pages 85–86)

A relationship that has a is called a **linear relationship**. A has a **constant rate of change**.

EXAMPLE Identify linear Relationships

- 1 BABYSITTING** The amount a babysitter charges is shown. Is the relationship between the number of hours and the amount charged linear? If so, find the constant rate of change. If not, explain your reasoning.

Number of Hours	Amount Earned
1	\$10
2	\$18
3	\$26
4	\$34

Examine the change in the number of hours worked and in the amount earned.

	Number of Hours	Amount Earned	
	1	\$10	
+1	2	\$18	+8
+1	3	\$26	+8
+1	4	\$34	+8

Since the rate of change , this is

. The

is $\frac{8}{1}$ or . This means that the babysitter earns

.

Check Your Progress

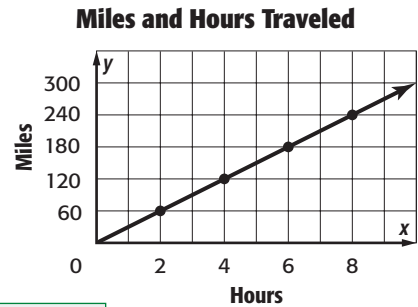
BABYSITTING The amount a babysitter charges is shown. Is the relationship between the number of hours and the amount charged linear? If so, find the constant rate of change.

Number of Hours	Amount Earned
1	\$12
2	\$19
3	\$26
4	\$33

EXAMPLE Find a Constant Rate of Change

1 TRAVEL Find the constant rate of change for the hours traveled and miles traveled. Interpret its meaning.

Choose any two points on the line and find the rate of change between them.



(2, 60) →

(4, 120) →

$$\frac{\text{change in miles}}{\text{change in time}} = \text{ }$$

The amount of miles from 60 to 120 between hours 2 and 4.

$$= \text{ }$$

Subtract.

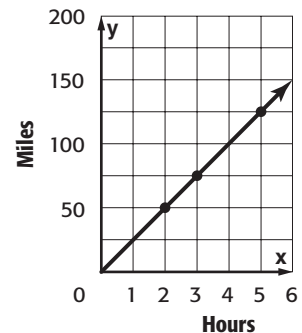
$$= \text{ }$$

Express as a unit rate.

The rate of speed is .

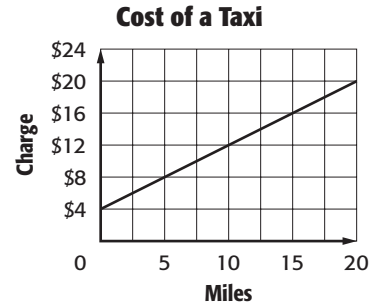
Check Your Progress

TRAVEL Find the constant rate of change for the hours traveled and miles traveled. Interpret its meaning.



EXAMPLE

3 TAXIS Use the graph to determine if there is a proportional linear relationship between the miles driven and the charge for a ride. Explain your reasoning.



Since the graph of the data forms a line, the relationship between the two scales is linear. This can also be seen in the table of values created using the points on the graph.

		+4	+4	+4	+4
Charge (\$)	4	8	12	16	20
Miles	0	5	10	15	20
		+5	+5	+5	+5

Constant Rate of Change

$$\frac{\text{change in charge}}{\text{change in miles}} = \boxed{}$$

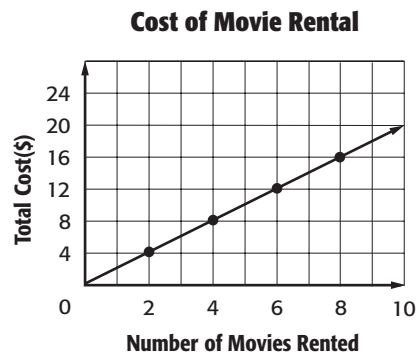
To determine if the two scales are proportional, express the relationship between the charges for several miles as a ratio.

$$\frac{\text{charge}}{\text{miles}} \rightarrow \frac{8}{5} = \boxed{} \quad \frac{12}{10} = \boxed{} \quad \frac{16}{15} \approx \boxed{}$$

Since the ratios are $\boxed{}$, the total charge is $\boxed{}$ to the number of miles driven.

Check Your Progress

MOVIES Use the graph to determine if there is a proportional linear relationship between the number of movies rented and the total cost. Explain your reasoning.



HOMEWORK ASSIGNMENT

Page(s): _____

Exercises: _____

MAIN IDEA

- Use proportions to solve problems.

KEY CONCEPTS

Proportion A proportion is an equation stating that two ratios are equivalent.

Property of Proportions The cross products of a proportion are equal.

FOLDABLES Be sure to include this definition and property in your Foldable.

BUILD YOUR VOCABULARY (pages 85–86)

In a proportion, two are .

Equivalent ratios simplify to the same .

In a proportion, the cross products are .

EXAMPLE Write and Solve a Proportion.

- 1 COOKING** A recipe serves 10 people and calls for 3 cups of flour. If you want to make the recipe for 15 people, how many cups of flour should you use?

$$\begin{array}{ccc} \text{cups of flour} & \longrightarrow & \frac{3}{10} = \frac{n}{15} & \longleftarrow & \text{cups of flour} \\ \text{total people served} & \longrightarrow & & \longleftarrow & \text{total people served} \end{array}$$

= Find the cross products.

$45 = 10n$ Multiply.

$\frac{45}{10} = \frac{10n}{10}$ Divide each side by .

= n Simplify.

You will need cups of flour to make the recipe for 15 people.

Check Your Progress **COOKING** A recipe serves 12 people and calls for 5 cups of sugar. If you want to make the recipe for 18 people, how many cups of sugar should you use?

BUILD YOUR VOCABULARY (pages 85–86)

You can use the **constant of proportionality** to write an involving two quantities.

EXAMPLE

- 1 FOOD** Haley bought 4 pounds of tomatoes for \$11.96. Write an equation relating the cost to the number of pounds of tomatoes. How much would Haley pay for 6 pounds at this same rate? for 10 pounds?

Find the constant of proportionality between cost and pounds.

$$\frac{\text{cost in dollars}}{\text{pounds of tomatoes}} = \frac{11.96}{4} \text{ or } 2.99 \quad \text{The cost is \$2.99 per pound.}$$

Words

The cost is \$2.99 times the number of pounds.

VariablesLet c represent the cost.
Let p represent the number of pounds.**Equation**

$$c = 2.99 \cdot p$$

Use this same equation to find the cost for 6 and 10 pounds of tomatoes sold at the same rate.

$$c = 2.99p \quad \longleftarrow \text{Write the equation.} \quad \longrightarrow \quad c = 2.99p$$

$$c = 2.99 \square \quad \longleftarrow \text{Replace } p \text{ with the number of pounds.} \quad \longrightarrow \quad c = 2.99 \square$$

$$c = \square \quad \longleftarrow \text{Multiply.} \quad \longrightarrow \quad c = \square$$

The cost for 6 pounds of tomatoes is and for 10 pounds is .

Check Your Progress

- FOOD** Cameron bought 3 pounds of apples for \$11.37. Write an equation relating the cost to the number of pounds of apples. How much would Cameron pay for 5 pounds at this same rate?

HOMEWORK ASSIGNMENT

Page(s):

Exercises:

Problem-Solving Investigation: Draw a Diagram

MAIN IDEA

- Solve problems by drawing a diagram.

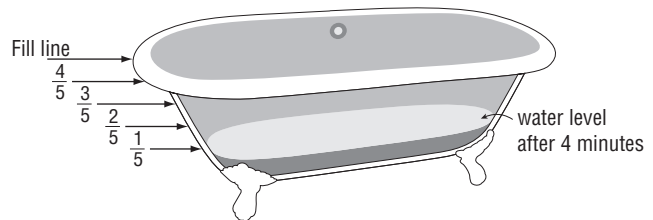
EXAMPLE

VOLUME A bathtub is being filled with water. After 4 minutes, $\frac{1}{5}$ of the bathtub is filled. How much longer will it take to completely fill the bathtub assuming the water rate is constant?

UNDERSTAND After 4 minutes, the bathtub is $\frac{1}{5}$ of the way filled. How many more minutes will it take to fill the bathtub?

PLAN Draw a diagram showing the water level after every 4 minutes.

SOLVE The bathtub will be filled after
4-minute periods. This is a total of 5×4
or .



CHECK The question asks how much *longer* will it take to completely fill the bathtub after the initial 4 minutes. Since the total time needed is 20 minutes, it will take
or to completely fill the bathtub.

HOMEWORK ASSIGNMENT

Page(s): _____

Exercises: _____

Check Your Progress **VOLUME** A swimming pool is being filled with water. After 3 hours, $\frac{1}{4}$ of the pool is filled. How much longer will it take to completely fill the swimming pool assuming the water rate is constant?

MAIN IDEA

- Identify similar polygons and find missing measures of similar polygons.

KEY CONCEPT

Similar Polygons If two polygons are similar, then

- their corresponding angles are congruent, or have the same measure, and
- their corresponding sides are proportional.

BUILD YOUR VOCABULARY (pages 85–86)

A **polygon** is a simple closed figure in a plane formed by line segments.

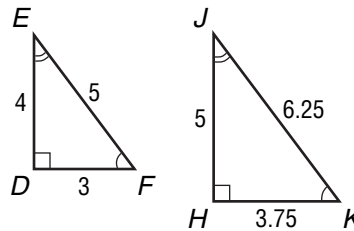
Polygons that have the shape are called **similar** polygons.

The parts of figures that “match” are called **corresponding parts**.

Congruent means to have the measure.

EXAMPLE Identify Similar Polygons

- 1 Determine whether triangle DEF is similar to triangle HJK . Explain your reasoning.



First, check to see if corresponding angles are congruent.

$$\angle D \cong \angle H, \angle E \cong \angle J, \text{ and } \angle F \cong \angle K.$$

Next, check to see if corresponding sides are proportional.

$$\frac{DE}{HJ} = \frac{4}{5} = 0.8 \quad \frac{EF}{JK} = \frac{5}{6.25} = 0.8$$

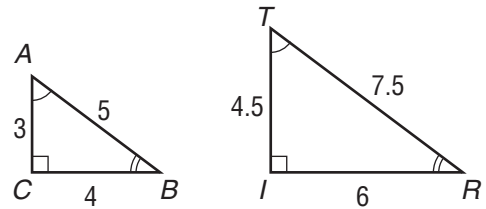
$$\frac{DF}{HK} = \frac{3}{3.75} = 0.8$$

Since the corresponding angles are congruent and

$$\frac{4}{5} = \frac{5}{6.25} = \frac{3}{3.75}, \text{ triangle } DEF \text{ is } \frac{4}{5} \text{ similar to triangle } HJK.$$

Check Your Progress

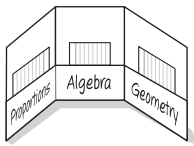
Determine whether triangle ABC is similar to triangle TRI . Explain your reasoning.



FOLDABLES

ORGANIZE IT

Make vocabulary cards for each term in this lesson. Be sure to place the cards in your Foldable.

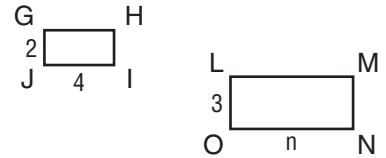


BUILD YOUR VOCABULARY (pages 85–86)

The of the lengths of two sides of two similar polygons is called the **scale factor**.

EXAMPLE Finding Missing Measures

1 Given that rectangle $LMNO \sim$ rectangle $GHIJ$, find the missing measure.



METHOD 1 Write a proportion.

The missing measure n is the length of \overline{NO} . Write a proportion involving NO that relates corresponding sides of the two rectangles.



$$\frac{2}{3} = \frac{4}{n}$$

$$GJ = \text{, } LO = \text{, } IJ = \text{, and } NO = \text{$$

$\cdot n =$ $\cdot 4$ Find the cross products.

= Multiply.

= Divide each side by 2.

METHOD 2 Use the scale factor to write an equation.

Find the scale factor from rectangle $GHIJ$ to rectangle $LMNO$ by finding the ratio of corresponding sides with known lengths.

scale factor: $\frac{GJ}{LO} =$ The scale factor is the constant of proportionality.

(continued on the next page)

Words

▼

Variables

▼

Equation

A length on rectangle $GHIJ$ is times as long as a corresponding length on rectangle .

Let represent the measure of .

$$4 = \frac{2}{3}n$$

Write the equation.

$$4 \cdot \text{} = \text{} \cdot \frac{2}{3}n$$

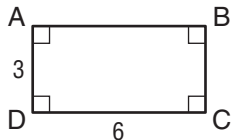
Multiply each side by .

$$\text{} = \text{}$$

Simplify.

Check Your Progress

Given that rectangle $ABCD \sim$ rectangle $WXYZ$, write a proportion to find the measure of \overline{ZY} . Then solve.



HOMEWORK ASSIGNMENT

Page(s):

Exercises:

MAIN IDEA

- Graph dilations on a coordinate plane.

BUILD YOUR VOCABULARY (pages 85–86)

The image produced by or reducing a figure is called a **dilation**. The **center** of a dilation is a fixed . A scale factor greater than produces an **enlargement**. A scale factor between and produces a **reduction**.

EXAMPLE Graph a Dilation

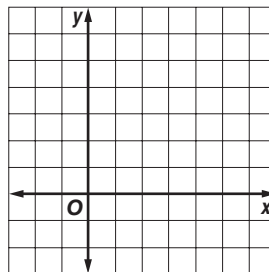
- Graph $\triangle MNO$ with vertices $M(3, -1)$, $N(2, -2)$, and $O(0, 4)$. Then graph its image $\triangle M'N'O'$ after a dilation with a scale factor of $\frac{3}{2}$.

To find the vertices of the dilation, multiply each coordinate in the ordered pairs by $\frac{3}{2}$. Then graph both images on the same axes.

$$M(3, -1) \longrightarrow \text{[]} \longrightarrow M'\left(\frac{9}{2}, -\frac{3}{2}\right)$$

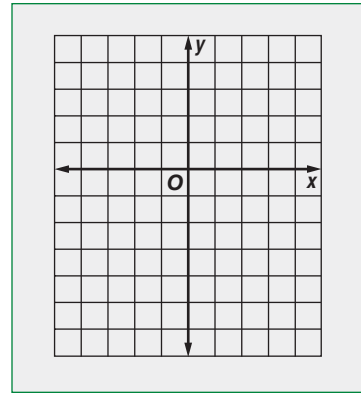
$$N(2, -2) \longrightarrow \left(2 \cdot \frac{3}{2}, -2 \cdot \frac{3}{2}\right) \longrightarrow N' \text{ []}$$

$$O(0, 4) \longrightarrow \text{[]} \longrightarrow O' \text{ []}$$



Check Your Progress

Graph $\triangle JKL$ with vertices $J(2, 4)$, $K(4, -6)$, and $L(0, -4)$. Then graph its image $\triangle J'K'L'$ after a dilation with a scale factor of $\frac{1}{2}$.



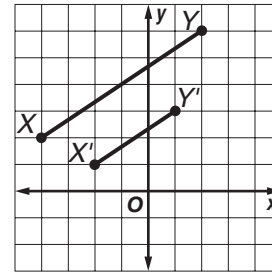
EXAMPLE Find and Classify a Scale Factor

REMEMBER IT



If the scale factor is equal to 1, the dilation is the same size as the original figure.

1 In the figure, segment $X'Y'$ is a dilation of segment XY . Find the scale factor of the dilation, and classify it as an enlargement or as a reduction.



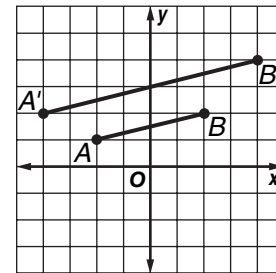

Write a ratio of the x - or y -coordinate of one vertex of the dilation to the x - or y -coordinate of the corresponding vertex of the original figure. Use the y -coordinates of $X(-4, 2)$ and $X'(-2, 1)$.

$$\frac{\text{y-coordinate of } X'}{\text{y-coordinate of } X} = \boxed{}$$

The scale factor is $\boxed{}$. Since the image is smaller than the original figure, the dilation is a $\boxed{}$.

Check Your Progress

In the figure, segment $A'B'$ is a dilation of segment AB . Find the scale factor of the dilation, and classify it as an *enlargement* or as a *reduction*.



HOMEWORK ASSIGNMENT

Page(s): _____

Exercises: _____

MAIN IDEA

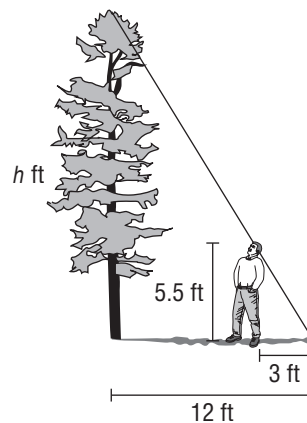
- Solve problems involving similar triangles.

BUILD YOUR VOCABULARY (pages 85–86)

Indirect measurement uses the properties of polygons and to measure distance of lengths that are too to measure directly.

EXAMPLE Use Shadow Reckoning

1 TREES A tree in front of Marcel's house has a shadow 12 feet long. At the same time, Marcel has a shadow 3 feet long. If Marcel is 5.5 feet tall, how tall is the tree?



$$\begin{array}{l} \text{tree's shadow} \longrightarrow \frac{12}{3} = \frac{h}{5.5} \longleftarrow \text{tree's height} \\ \text{Marcel's shadow} \longrightarrow \end{array}$$


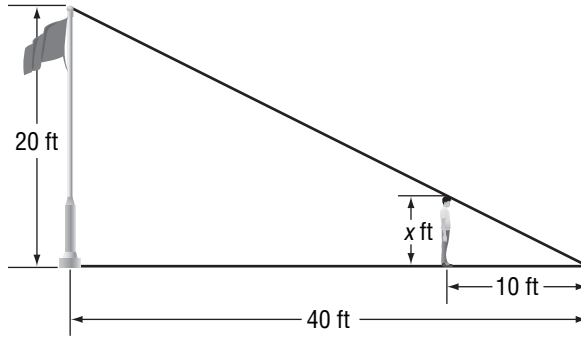
WRITE IT

Which property of similar polygons is used to set up the proportion for the shadow and height of Marcel and the tree?

<input type="text"/>	=	<input type="text"/>	Find the cross products.
<input type="text"/>	=	<input type="text"/>	Multiply.
<input type="text"/>	=	<input type="text"/>	Divide each side.
<input type="text"/>	=	<input type="text"/>	by <input type="text"/> .
<input type="text"/>	=	h	Simplify.

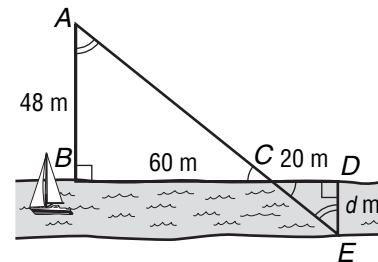
The tree is feet tall.

Check Your Progress Jayson casts a shadow that is 10 feet. At the same time, a flagpole casts a shadow that is 40 feet. If the flagpole is 20 feet tall, how tall is Jayson?



EXAMPLE Use Indirect Measurement

1 SURVEYING The two triangles shown in the figure are similar. Find the distance d across the stream.



In this figure $\triangle ABC \sim \triangle EDC$.

So, \overline{AB} corresponds to \overline{ED} , and \overline{BC} corresponds to .

$$\frac{AB}{EB} = \frac{BC}{DC}$$

Write a .

$$\text{[]} = \text{[]}$$

$AB = 48$, $ED = d$, $BC = 60$, and $DC = 20$

$$\text{[]} = \text{[]}$$

Find the cross products.

$$\text{[]} = \text{[]}$$

Multiply. Then divide each side by .

$$\text{[]} = d$$

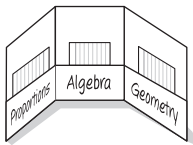
Simplify.

The distance across the stream is .


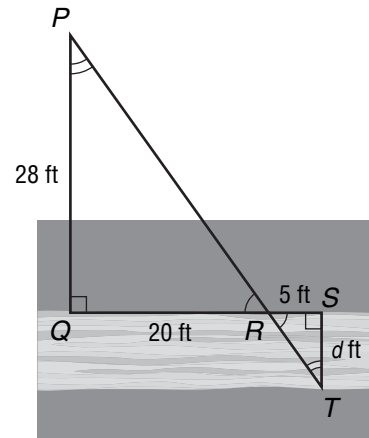
FOLDABLES

ORGANIZE IT

Include a definition of *indirect measurement*. Also include an explanation of how to use indirect measurement with your own words or sketch.



Check Your Progress The two triangles shown in the figure are similar. Find the distance d across the river.



HOMEWORK ASSIGNMENT

Page(s):

Exercises:

MAIN IDEA

- Solve problems involving scale drawings.

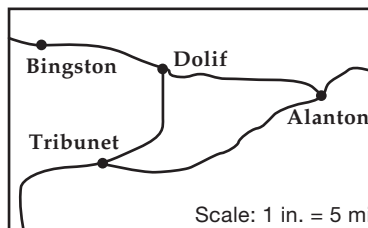
BUILD YOUR VOCABULARY (pages 85–86)

A scale drawing or a scale model is used to represent an object that is too or too to be drawn or built at actual size.

The scale is determined by the of given length on a to the corresponding actual length of the object.

EXAMPLE Find a Missing Measurement

- 1 RECREATION Use the map to find the actual distance from Bingston to Alanton.



Use an inch ruler to measure the map distance.

The map distance is about 1.5 inches.

METHOD 1 Write and solve a proportion.

$$\begin{array}{l} \text{map} \longrightarrow \frac{1 \text{ in.}}{5 \text{ mi}} = \square \\ \text{actual} \longrightarrow \end{array}$$

$$\square = \square$$

Find the cross products.

$$x = \square$$

Simplify.

METHOD 2 Write and solve an equation.

Write the scale as which means per inch.

REMEMBER IT



Scales and scale factors are usually written so that the drawing length comes first in the ratio.

Words
▼
Variables
▼
Equation

The actual distance is per inch of map distance.

Let a represent the actual distance in miles.
Let m represent the map distance in inches.

$a =$

Write the equation.

$a = 5$

Replace m with .

$a =$

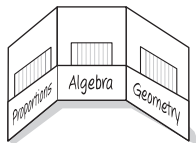
Multiply.

The actual distance from Bingston to Alanton is .

FOLDABLES

ORGANIZE IT

Write definitions of *scale*, *scale drawing*, and *scale model* on cards and give your own examples. Be sure to explain how to create a scale for a scale drawing or model.



EXAMPLE Find the Scale

1 SCALE DRAWINGS A wall in a room is 15 feet long. On a scale drawing it is shown as 6 inches. What is the scale of the drawing?

Write and solve a proportion to find the scale of the drawing.

Length of Room	→	↓	↓	Scale Drawing
scale drawing length	→	$\frac{6 \text{ in.}}{15 \text{ ft}}$	=	$\frac{1 \text{ in.}}{x \text{ ft}}$
actual length	→	←	←	scale drawing length
				actual length

=

Find the cross products. Multiply. Then divide each side by 6.

$x =$

Simplify.

So, the scale is 1 inch = .

Check Your Progress

The length of a garage is 24 feet. On a scale drawing the length of the garage is 10 inches. What is the scale of the drawing?

HOMEWORK ASSIGNMENT

Page(s):

Exercises:

STUDY GUIDE

FOLDABLES

Use your **Chapter 4 Foldable** to help you study for your chapter test.

VOCABULARY
PUZZLEMAKER

To make a crossword puzzle, word search, or jumble puzzle of the vocabulary words in Chapter 4, go to:

glencoe.com

BUILD YOUR
VOCABULARY

You can use your completed **Vocabulary Builder** (pages 85–86) to help you solve the puzzle.

4-1

Ratios and Rates

Match each phrase with the term they describe.

1. a comparison of two numbers

a. unit rate

2. a comparison of two quantities with different types of units

b. numerator

3. a rate that is simplified so it has a denominator of 1

c. ratio

d. rate

4. Express 12 wins to 14 losses as a ratio in simplest form.

5. Express 6 inches of rain in 4 hours as a unit rate.

4-2

Proportional and Nonproportional Relationships

Determine whether each relationship is proportional.

6.	Side length (ft)	1	2	3	4	5
	Perimeter (ft)	4	8	12	16	20

7.	Time (hr)	1	2	3	4	5
	Rental Fee (\$)	10.00	12.50	15.00	17.50	20.00

4-3

Rate of Change

Use the table shown to answer each question.

8. Find the rate of change in the number of bicycles sold between weeks 2 and 4.

Week	Bicycles Sold
2	2
4	14
6	14
8	12

9. Between which weeks is the rate of change negative?

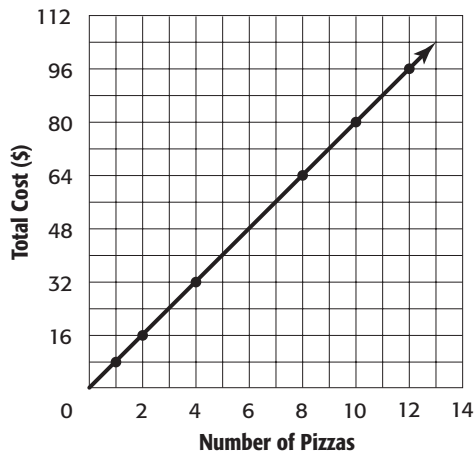
4-4

Constant Rate of Change

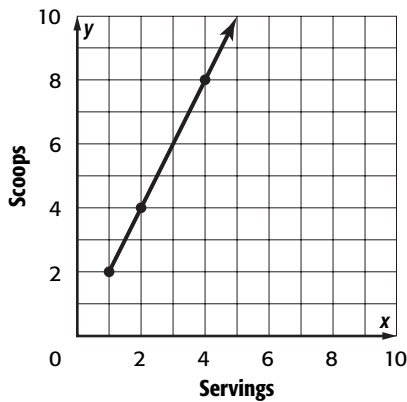
Find the constant rate of change for each graph and interpret its meaning.

- 10.

Uptown Pizzeria



- 11.



4-5

Solving Proportions

12. Do the ratios $\frac{a}{b}$ and $\frac{c}{d}$ always form a proportion? Why or why not?

Solve each proportion.

13. $\frac{7}{b} = \frac{35}{5}$

14. $\frac{a}{16} = \frac{3}{8}$

15. $\frac{4}{13} = \frac{3}{c}$

4-6

Problem-Solving Investigation: Draw a Diagram

16. **FAMILY** At Willow’s family reunion, $\frac{4}{5}$ of the people are 18 years of age or older. Half of the remaining people are under 12 years old. If 20 children are under 12 years old, how many people are at the reunion?

4-7

Similar Polygons

17. If two polygons have corresponding angles that are congruent, does that mean that the polygons are similar? Why or why not?

18. Rectangle $ABCD$ has side lengths of 30 and 5. Rectangle $EFGH$ has side lengths of 15 and 3. Determine whether the rectangles are similar.

4-8

Dilations

19. If you are given the coordinates of a figure and the scale factor of a dilation of that figure, how can you find the coordinates of the new figure?

20. Complete the table.

If the scale factor is	Then the dilation is
between 0 and 1	<input type="text"/>
greater than 1	<input type="text"/>
equal to 1	<input type="text"/>

4-9

Indirect Measurement

21. When you solve a problem using shadow reckoning, the objects being compared and their shadows form two sides of triangles.
22. **STATUE** If a statue casts a 6-foot shadow and a 5-foot mailbox casts a 4-foot shadow, how tall is the statue?

4-10

Scale Drawings and Models

23. The scale on a map is 1 inch = 20 miles.
Find the actual distance for the map distance of $\frac{5}{8}$ inch.

24. What is the scale factor for a model if part of the model that is 4 inches corresponds to a real-life object that is 16 inches?

Math Online

Visit glencoe.com to access your textbook, more examples, self-check quizzes, and practice tests to help you study the concepts in Chapter 4.

ARE YOU READY FOR THE CHAPTER TEST?

Check the one that applies. Suggestions to help you study are given with each item.

I completed the review of all or most lessons without using my notes or asking for help.

- You are probably ready for the Chapter Test.
- You may want to take the Chapter 4 Practice Test on page 247 of your textbook as a final check.

I used my Foldable or Study Notebook to complete the review of all or most lessons.

- You should complete the Chapter 4 Study Guide and Review on pages 242–246 of your textbook.
- If you are unsure of any concepts or skills, refer to the specific lesson(s).
- You may also want to take the Chapter 4 Practice Test on page 247.

I asked for help from someone else to complete the review of all or most lessons.

- You should review the examples and concepts in your Study Notebook and Chapter 4 Foldable.
- Then complete the Chapter 4 Study Guide and Review on pages 242–246 of your textbook.
- If you are unsure of any concepts or skills, refer to the specific lesson(s).
- You may also want to take the Chapter 4 Practice Test on page 247.

Student Signature

Parent/Guardian Signature

Teacher Signature

Percent

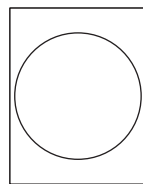
FOLDABLES®

Use the instructions below to make a Foldable to help you organize your notes as you study the chapter. You will see Foldable reminders in the margin of this Interactive Study Notebook to help you in taking notes.

Begin with 4 sheets of $8\frac{1}{2}$ " \times 11" paper.

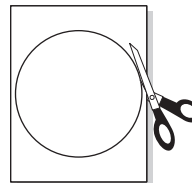
STEP 1

Draw a large circle on one of the sheets of paper.



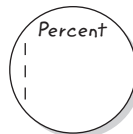
STEP 2

Stack the sheets of paper. Place the one with the circle on top. Cut all four sheets in the shape of a circle.



STEP 3

Staple the circles on the left side. Write the chapter title and the first four lesson numbers on each circle.



STEP 4

Turn the circles to the back side so that the staples are still on the left. Write the last four lesson titles on the front and right pages of the journal.



NOTE-TAKING TIP: When you take notes, it may help to create a visual representation, such as a drawing or a chart, to organize the information you learn. When you use a visual, be sure to clearly label it.

BUILD YOUR VOCABULARY

This is an alphabetical list of new vocabulary terms you will learn in Chapter 5. As you complete the study notes for the chapter, you will see Build Your Vocabulary reminders to complete each term's definition or description on these pages. Remember to add the textbook page number in the second column for reference when you study.

Vocabulary Term	Found on Page	Definition	Description or Example
compatible numbers			
compound interest			
discount			
interest			
markup			
percent			

Vocabulary Term	Found on Page	Definition	Description or Example
percent equation			
percent of change			
percent of decrease			
percent of increase			
percent proportion			
principal			
selling price			

Copyright © Glencoe/McGraw-Hill, a division of The McGraw-Hill Companies, Inc.

MAIN IDEA

- Write ratios as percents and vice versa.

BUILD YOUR VOCABULARY (pages 116–117)

such as 27 out of 100 or 8 out of 25 can be written as **percents**.

KEY CONCEPT

Percent A percent is a ratio that compares a number to 100.

EXAMPLES Write Ratios as Percents

- 1 POPULATION** According to a recent census, 13 out of every 100 people living in Delaware were 65 or older. Write this ratio as a percent.

13 out of every = 13%

- 2 BASEBALL** Through 2005, Manny Ramirez has gotten on base 40.9 times for every 100 times at bat. Write this ratio as a percent.

40.9 out of = 40.9%

Check Your Progress

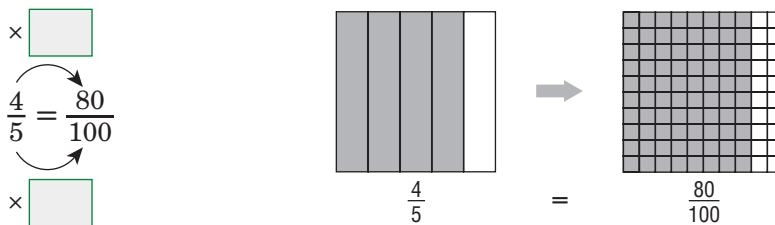
Write each ratio as a percent.

- a. 59 out of 100

- b. 68 out of 100

EXAMPLES Write Ratios and Fractions as Percents

- 3 TRANSPORTATION** About 4 out of 5 commuters in the United States drive or carpool to work. Write this ratio as a percent.



So, out of equals .

FOLDABLES

ORGANIZE IT

Write in words and symbols what you've learned about expressing ratios as percents.



4 INTERNET In 2000, about $\frac{3}{200}$ of the population in Peru used the Internet. Write this fraction as a percent.

$$\begin{array}{c} \div \square \\ \frac{3}{200} = \frac{1.5}{100} \\ \div \square \end{array}$$

So, \square out of \square equals \square .

Check Your Progress Write each ratio or fraction as a percent.

a. 3 out of 5

b. $\frac{122}{200}$ teens

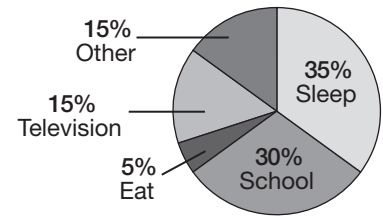
EXAMPLE Write Percents as Fractions

5 SCHEDULE The circle graph shows an estimate of the percent of his day that Peter spends on each activity. Write the percents for eating and sleeping as fractions in simplest form.

Eating: 5% = $\frac{\square}{\square}$ or $\frac{\square}{\square}$

Sleeping: 35% = $\frac{\square}{\square}$ or $\frac{\square}{\square}$

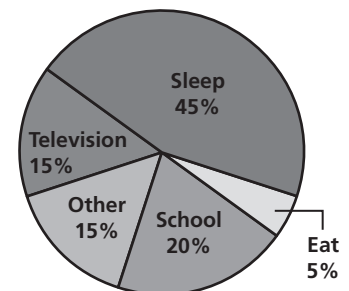
How Peter Spends His Day



Check Your Progress

The circle graph shows an estimate of the percent of his day that Leon spends on each activity. Write the percents for school and television as fractions in simplest form.

How Leon Spends His Day



HOMEWORK ASSIGNMENT

Page(s): _____

Exercises: _____

MAIN IDEA

- Write percents as fractions and decimals and vice versa.

KEY CONCEPTS

Decimals and Percents

To write a percent as a decimal, divide by 100 and remove the percent symbol.

To write a decimal as a percent, multiply by 100 and add the percent symbol.

EXAMPLES Percents as Decimals

Write each percent as a decimal.

1 52%

$52\% = \frac{52}{100}$

$= \square$

Divide by \square .

Remove the percent symbol.

2 245%

$245\% = \frac{245}{100}$

$= \square$

Divide by \square .

Remove the percent symbol.

Check Your Progress

Write each percent as a decimal.

a. 28%

\square

b. 135%

\square

EXAMPLES Decimals as Percents

Write each decimal as a percent.

3 0.3

$0.3 = \frac{30}{100}$

$= \square$

Multiply by \square .

Add the percent symbol.

4 0.71

$0.71 = \frac{71}{100}$

$= \square$

Multiply by \square .

Add the percent symbol.

Check Your Progress

Write each decimal as a percent.

a. 0.91

\square

b. 1.65

\square

EXAMPLES Fractions as Percents**5** Write $\frac{3}{4}$ as a percent.**METHOD 1**

Use a proportion.

$$\frac{3}{4} = \frac{x}{100}$$

$$3 \cdot 100 = \boxed{}$$

$$300 = \boxed{}$$

$$\boxed{} = \boxed{}$$

$$\boxed{} = x$$

So, $\frac{3}{4}$ can be written as $\boxed{}\%$.**METHOD 2**First write as a decimal.
Then write as a percent.

$$\frac{3}{4} = 0.75$$

$$= \boxed{}\%$$

$$\begin{array}{r} 0.75 \\ 4 \overline{)3.00} \\ \underline{28} \\ 20 \\ \underline{20} \\ 0 \end{array}$$

5 Write $\frac{1}{6}$ as a percent.**METHOD 1**

Use a proportion.

$$\frac{1}{6} = \frac{x}{100}$$

$$\boxed{} = 6 \cdot x$$

$$\boxed{} = 6x$$

$$\boxed{} = \boxed{}$$

$$\boxed{} = x$$

So, $\frac{1}{6}$ can be written as $\boxed{}\%$.**METHOD 2**First write as a decimal.
Then write as a percent.

$$\frac{1}{6} = 0.1\overline{66}$$

$$= \boxed{}\%$$

$$\begin{array}{r} 0.166\overline{6} \\ 6 \overline{)1.0000} \\ \underline{6} \\ 40 \\ \underline{36} \\ 40 \\ \underline{36} \\ 4 \end{array}$$

REVIEW IT

Show an example of how to write fractions as decimals. (Lesson 2-1)

Check Your Progress

Write each fraction as a percent.

a. $\frac{1}{4}$

b. $\frac{1}{9}$

FOLDABLES

ORGANIZE IT

Write in words and symbols what you have learned about the relationship between percents, decimals, and fractions.



EXAMPLE Compare Numbers

- 7** **POLITICS** In Sun City, 0.45 of voters are Democrats. In Moon Town, 48% of voters are Democrats. In which town is there a greater portion of Democrats?

Write 0.45 as a percent.

$$0.45 = \boxed{} \text{ and add the } \boxed{} \text{ symbol.}$$

Since $\boxed{}$ is less than $\boxed{}$, there are $\boxed{}$ Democrats in Moon Town.

Check Your Progress In Star City, $\frac{3}{20}$ of voters are Republicans. In Meteorville, 13% of voters are Republicans. In which town is there a greater proportion of Republicans?

EXAMPLE Order Numbers

- 8** Order 70%, $\frac{7}{100}$, $\frac{19}{25}$, and 0.77 from least to greatest.

$$\frac{7}{100} = \boxed{} \quad \frac{19}{25} = \frac{\boxed{}}{100} \text{ or } \boxed{} \quad 0.77 = \boxed{}$$

From least to greatest, the numbers are

$$\frac{7}{100}, \boxed{}, \frac{19}{25}, \text{ and } \boxed{}.$$

Check Your Progress Order 18%, $\frac{1}{5}$, $\frac{3}{10}$, and 0.21 from least to greatest.

HOMEWORK ASSIGNMENT

Page(s): _____

Exercises: _____

MAIN IDEA

- Solving problems using the percent proportion.

KEY CONCEPT

Percent Proportion

$$\frac{\text{part}}{\text{whole}} = \frac{\text{percent}}{100}$$

BUILD YOUR VOCABULARY (pages 116–117)

In a percent proportion, of the numbers, called the *part*, is being compared to the quantity, also called the *base*. The other ratio is the percent, written as a fraction, whose base is .

EXAMPLE Find the Percent

1 34 is what percent of 136?

Since 34 is being compared to 136, is part and is the whole. You need to find the percent. Let n represent the percent.

$$\begin{array}{l} \text{part} \longrightarrow \\ \text{whole} \longrightarrow \end{array} \frac{34}{136} = \frac{n}{100}$$

Write the percent proportion.

$$\boxed{} \cdot \boxed{} = \boxed{} \cdot n$$

Find the cross products.

$$\boxed{} = \boxed{}$$

Multiply.

$$\boxed{} = \boxed{}$$

Divide each side by .

$$\boxed{} = \boxed{}$$

Simplify.

So, 34 is of 136.

Check Your Progress

63 is what percent of 210?

FOLDABLES

ORGANIZE IT

Be sure to explain how to find the percent, the part, and the base of a percent proportion. You also may want to show the ideas in a chart like the Concept Summary in your text.



EXAMPLE Find the Part

1 What number is 70% of 600?

The percent is 70, and the whole is 600. You need to find the part. Let n represent the part.

$$\begin{array}{l} \text{part} \longrightarrow \frac{n}{600} = \frac{70}{100} \\ \text{whole} \longrightarrow \end{array}$$

Write the percent proportion.

$$n \cdot 100 = 600 \cdot 70$$

Find the cross products.

$$100n = \boxed{}$$

Multiply.

$$\frac{100n}{100} = \frac{42,000}{100}$$

Divide each side by $\boxed{}$.

$$n = \boxed{}$$

Simplify.

So, $\boxed{}$ is 70% of 600.

Check Your Progress

What number is 40% of 400?

EXAMPLE Find the Base

3 **BASEBALL** From 1999 to 2001, Derek Jeter had 11 hits with the bases loaded. This was about 30% of his at bats with the bases loaded. How many times was he at bat with the bases loaded?

The percent is 30, and the part is 11 hits. You need to find the whole number of hits.

$$\begin{array}{l} \text{part} \longrightarrow \frac{11}{n} = \frac{30}{100} \\ \text{whole} \longrightarrow \end{array} \left. \vphantom{\begin{array}{l} \text{part} \\ \text{whole} \end{array}} \right\} \text{percent}$$

Write the percent proportion.

$$11 \cdot \boxed{} = n \cdot \boxed{}$$

Find the cross products.

$$\boxed{} = \boxed{}$$

Multiply.

$$\boxed{} \approx n$$

Divide each side by 30.

He had about $\boxed{}$ at bats with the bases loaded.

Check Your Progress

BASEBALL In 2005, Alex Rodriguez had 194 hits. This was about 32% of his at bats. How many times was he at bat?

HOMEWORK ASSIGNMENT

Page(s):

Exercises:

Finding Percents Mentally

MAIN IDEA

- Compute mentally with percents.

EXAMPLES Use Fractions to Compute Mentally

Compute mentally.

1 **40% of 80**

$$40\% \text{ of } 80 = \square \text{ of } 80 \text{ or } \square$$

Use the fraction form of 40%, which is \square .

2 **$66\frac{2}{3}\%$ of 75**

$$66\frac{2}{3}\% \text{ of } 75 = \square \text{ of } 75 \text{ or } \square$$

Use the fraction form of $66\frac{2}{3}\%$, which is \square .

EXAMPLES Use Decimals to Compute Mentally

Compute mentally.

3 **10% of 65**

$$10\% \text{ of } 65 = \square \text{ of } 6\overline{5} \text{ or } \square$$

4 **1% of 304**

$$1\% \text{ of } 304 = \square \text{ of } 30\overline{4} \text{ or } \square$$

Check Your Progress

Compute mentally.

a. 20% of 60

b. $66\frac{2}{3}\%$ of 300

c. 10% of 13

d. 1% of 244

WRITE IT

Explain how you can move the decimal point to mentally multiply 0.1 by 1.1.

FOLDABLES

ORGANIZE IT

In your Foldable, be sure to include examples that show how to estimate percents of numbers.



EXAMPLE Use Mental Math to Solve a Problem

- 5 **TECHNOLOGY** A company produces 2,500 of a particular printer. They later discover that 25% of the printers have defects. How many printers from this group have defects?

METHOD 1 Use a fraction.

$$25\% \text{ of } 2,500 = \boxed{} \text{ of } 2,500$$

THINK $\frac{1}{4}$ of 2,000 is $\boxed{}$ and $\frac{1}{4}$ of 500 is $\boxed{}$.

So, $\boxed{}$ of 2,500 is $\boxed{} + \boxed{}$ or $\boxed{}$.

METHOD 2 Use a decimal.

$$25\% \text{ of } 2,500 = \boxed{} \text{ of } 2,500$$

THINK 0.5 of 2,500 is $\boxed{}$.

So, 0.25 of 2,500 is $\boxed{} \cdot \boxed{}$ or $\boxed{}$.

There were $\boxed{}$ printers that had defects.

Check Your Progress A company produces 1,400 of a particular monitor. They later discover that 20% of the monitors have defects. How many monitors from this group have defects?

HOMEWORK ASSIGNMENT

Page(s): _____

Exercises: _____

Problem-Solving Investigation: Reasonable Answers

MAIN IDEA

- Determine a reasonable answer.

EXAMPLE

SHOPPING Cara sees an advertisement for a pair of shoes. One pair costs \$34.99 plus 5 percent tax. She wants to buy a black pair and a brown pair. Cara has \$75 saved in her clothing budget. Can she afford both pairs of shoes?

UNDERSTAND You know the cost of the shoes and the sales tax rate. You want to know if two pairs of shoes plus sales tax will be or than .

PLAN Use to determine a reasonable answer.

SOLVE THINK $\$34.99 \times 2 \approx$
 10% of $\$70 = \7 , so 5% of $\$70 =$
 The total cost will be about $\$70 + \$3.50 =$. Since Cara has \$75, she will have enough to buy .

CHECK Find the of the two pairs of shoes. Then compute the sales tax and compare the sum to \$75.

Check Your Progress

SHOPPING David wants to buy a CD for \$11.99 and a pack of batteries for \$3.99. The sales tax rate is 5 percent. If David has \$17 in his wallet, will he have enough to buy the CD and batteries?

HOMEWORK ASSIGNMENT

Page(s): _____

Exercises: _____

MAIN IDEA

- Estimate by using equivalent fractions and percents.

BUILD YOUR VOCABULARY (pages 116–117)

Compatible numbers are two numbers that are easy to add, subtract, multiply, or divide mentally.

EXAMPLES Estimate Percents of Numbers

Estimate.

1 48% of 70

48% is about or .

and 70 are compatible numbers.

of 70 is .

So, 48% of 70 is about .

2 12% of 81

12% is about 12.5% or ,

and 81 is about .

and are compatible numbers.

of is .

So, 12% of 81 is about .

3 23% of 82

23% is about $\frac{1}{4}$, and 82 is about .

$\frac{1}{4}$ and are compatible numbers.

$\frac{1}{4}$ of is .

So, 23% of 82 is about .

Check Your Progress Estimate.

a. 51% of 60

b. 34% of 59

c. 25% of 33

EXAMPLE

- 4 POPULATION** About 9% of the population of Texas lives in the city of Houston. If there are about 22 million people in the state of Texas, estimate the population of Houston.

$$9\% \text{ of } 22 \text{ million} \approx \boxed{} \text{ or } \boxed{} \text{ of } 22 \text{ million} \quad 9\% \text{ is about } \boxed{}.$$

$$= \boxed{} \quad \boxed{} \times 22 = \boxed{}$$

So, the population of Houston is about .

Check Your Progress **LEFT-HANDEDNESS** About 11% of the population is left-handed. If there are about 17 million people in Florida, about how many Florida residents are left-handed?

FOLDABLES**ORGANIZE IT**

Include the meaning of the symbol " \approx ." You may wish to include an example of estimating a percent in which the symbol \approx is used.

**EXAMPLES** Estimate Percents

Estimate each percent.

- 5** 12 out of 47

$$\frac{12}{47} \approx \boxed{} \text{ or } \frac{1}{4} \quad 47 \text{ is about } \boxed{}.$$

$$\frac{1}{4} = \boxed{}\%$$

So, 12 out of 47 is about .

6 41 out of 200

$$\frac{41}{200} \approx \boxed{} \text{ or } \frac{1}{5} \quad 41 \text{ is about } \boxed{}.$$

$$\frac{1}{5} = \boxed{}$$

So, 41 out of 200 is about $\boxed{}$.

7 58 out of 71

$$\frac{58}{71} \approx \boxed{} \text{ or } \frac{5}{6} \quad 58 \text{ is about } \boxed{}, \text{ and } 71 \text{ is about } \boxed{}.$$

$$\frac{5}{6} = \boxed{}\%$$

So, 58 out of 71 is about $\boxed{}$.

Check Your Progress Estimate each percent.

a. 15 out of 76

b. 58 out of 121

c. 14 out of 47

HOMWORK ASSIGNMENT

Page(s):

Exercises:

MAIN IDEA

- Solve problems using the percent equation.

BUILD YOUR VOCABULARY (pages 116–117)

The percent equation is an equivalent form of the percent proportion in which the is written as a

.

REVIEW IT

Explain how to write a decimal as a percent.
(Lesson 5-2)

EXAMPLE Find the Part

1 Find 30% of 450.

Estimate 10% of 450 is 45. So, 30% of 450 is $3 \cdot 45$ or 135.

The percent is . The whole is . You need to find the part. Let n represent the part.

$$\text{part} = \underbrace{\text{percent}} \cdot \underbrace{\text{whole}}$$

$$n = \text{ } \cdot \text{ }$$

Write the percent equation.

$$n = \text{ }$$

Multiply.

So, 30% of 450 is .

EXAMPLE Find the Percent

1 102 is what percent of 150?

Estimate $\frac{102}{150} \approx \frac{100}{150}$ or $66\frac{2}{3}\%$

The part is . The whole is . You need to find the percent. Let n represent the percent.

$$\underbrace{\text{part}} = \underbrace{\text{percent}} \cdot \underbrace{\text{whole}}$$

$$\text{ } = n \cdot \text{ }$$

Write the percent equation.

$$\frac{102}{150} = \frac{150n}{150}$$

Divide each side by 150.

$$\text{ } = n$$

Simplify.

Since = %, 102 is % of 150.

FOLDABLES

ORGANIZE IT

Write the percent equation in words and symbols. Explain why the rate in a percent equation is usually written as a decimal.



EXAMPLE Find the Base

3 144 is 45% of what number?

Estimate 144 is 50% of 288.

The part is . The percent is . You need to find the whole. Let n represent the whole.

$$\underbrace{\text{part}} = \underbrace{\text{percent}} \cdot \underbrace{\text{whole}}$$

$$\text{[]} = \text{[]} \cdot n$$

Write the percent equation.

$$\frac{144}{0.45} = \frac{0.45n}{0.45}$$

Divide each side by 0.45.

$$\text{[]} = n$$

Simplify.

So, 144 is 45% of .

Check Your Progress

Find the part, percent, or base.

a. Find 20% of 315.

b. 135 is what percent of 250?

c. 186 is 30% of what number?

EXAMPLE Solve a Real-Life Problem

4 **SALES TAX** The price of a sweater is \$75. The sales tax is $5\frac{3}{4}\%$. What is the total price of the sweater?

You need to find what amount is $5\frac{3}{4}\%$ of \$75.

Let t = the amount of tax.

$$t = \text{[]} \cdot \text{[]}$$

Write the equation.

$$t = \text{[]}$$

Simplify.

The amount of tax is . The total cost of the sweater

is \$75 + or .

Check Your Progress

The price of a pair of shoes is \$60. The sales tax is 5 percent. What is the total price of the shoes?

HOMEWORK ASSIGNMENT

Page(s):

Exercises:

MAIN IDEA

- Find and use the percent of increase or decrease.

BUILD YOUR VOCABULARY (pages 116–117)

A percent of change is a that compares the change in quantity to the original amount. When the new amount is than the original, the percent of change is called a **percent of increase**.

When the new amount is than the original, the percent of change is called a **percent of decrease**.

KEY CONCEPT

Percent of Change A percent of change is a ratio that compares the change in quantity to the original amount.

EXAMPLE Find the Percent of Increase

- 1 HOMES** The Neitos bought a house several years ago for \$120,000. This year, they sold it for \$150,000. Find the percent of change. State whether the change is an increase or decrease.

Step 1 The amount of change is $150,000 - 120,000 =$

Step 2 Percent of change = $\frac{\text{amount of change}}{\text{original amount}}$ Definition of percent of change

$$= \frac{\text{input}}{\text{input}}$$

= 0.25 Divide.

Step 3 The decimal 0.25 written as a percent is . So, the percent of change is .

The new amount is than the original. The percent of is 25%.

Check Your Progress

CLUBS Last year Cedar Park Swim Club had 340 members. This year they have 391 members. Find the percent increase.

FOLDABLES

ORGANIZE IT

Be sure to include an explanation and examples showing the difference between percent of increase and percent of decrease.



EXAMPLE Find the Percent of Change

1 SCHOOLS Johnson Middle School had 240 students last year. This year, there are 192 students. Find the percent of change. State whether the percent of change is an increase or a decrease.

Step 1 The amount of change is $240 - 192 =$.

Step 2 Percent of change = $\frac{\text{amount of change}}{\text{original amount}}$

$$= \frac{\text{input}}{\text{input}}$$

$$= 0.20 \quad \text{Divide.}$$

Step 3 The decimal 0.20 written as a percent is .

The percent of change is . Since the new amount is

than the original, it is a percent of .

Check Your Progress

CARS Meagan bought a new car several years ago for \$14,000. This year she sold the car for \$9,100. Find the percent of change. State whether the percent of change is an *increase* or a *decrease*.

BUILD YOUR VOCABULARY (pages 116–117)

The **markup** is the amount the price of an item is

above the price the store for the item.

The **selling price** is the amount the pays.

The amount by which a is is called the **discount**.

EXAMPLE Find the Selling Price**REMEMBER IT**

There may be more than one way to solve a problem. See pages 286 and 287 of your textbook for other methods you can use to solve Examples 3 and 4.

- 3** **MARKUP** Shirts bought by a sporting goods store cost them \$20 per shirt. They want to mark them up 40%. What will be the selling price?

METHOD 1 Find the amount of the markup first.

The whole is . The percent is . You need to find the amount of the markup, or the part. Let m represent the amount of the markup.

$$\underbrace{\text{part}} = \underbrace{\text{percent}} \cdot \underbrace{\text{whole}}$$

$$m = \text{} \cdot \text{$$

Write the equation.

$$m = \text{$$

Multiply.

Add the markup to the cost of each shirt to find the selling price. + =

METHOD 2 Find the total percent first.

The customer will pay 100% of the store's cost plus an extra 40% of the cost. Find 100% + 40% or 140% of the store's cost. Let p represent the price.

$$\underbrace{\text{part}} = \underbrace{\text{percent}} \cdot \underbrace{\text{whole}}$$

$$p = \text{} \cdot \text{$$

Write the equation.

$$p = \text{$$

Multiply.

The selling price of the shirts for the customer is .

Check Your Progress

Silk flowers bought by a craft store cost them \$10 per box. They want to mark them up 35 percent. What will be the selling price?

EXAMPLE Find the Sale Price

4 SHOPPING A computer usually sells for \$1,200. This week, it is on sale for 30% off. What is the sale price?

METHOD 1 Find the amount of the discount first.

The percent is , and the whole is . We need to find the amount of the discount, or the part. Let d represent the amount of discount.

$$\underbrace{\text{part}} = \underbrace{\text{percent}} \cdot \underbrace{\text{whole}}$$

$$d = \text{} \cdot \text{$$

Write the equation.

$$d = \text{$$

Multiply.

Subtract the amount of the discount from the original price to find the sale price.

$$\text{} - \text{} = \text{$$

METHOD 2 Find the percent paid first.

If the amount of the discount is 30%, the percent paid is $100\% - 30\%$ or 70% . Find 70% of \$1,200. Let s represent the sale price.

$$\underbrace{\text{part}} = \underbrace{\text{percent}} \cdot \underbrace{\text{whole}}$$

$$s = \text{} \cdot \text{$$

Write the equation.

$$s = \text{$$

Multiply.

The sale price of the computer is .

Check Your Progress

A DVD sells for \$28. This week it is on sale for 20% off. What is the sale price?

HOMEWORK ASSIGNMENT

Page(s): _____

Exercises: _____

MAIN IDEA

- Solve problems involving simple interest.

BUILD YOUR VOCABULARY (pages 116–117)

Interest is the amount of money paid or for the use of money.

Principal is the amount of money or borrowed.

EXAMPLE Find Simple Interest

- 1 Find the simple interest for \$2,000 invested at 5.5% for 4 years.

$$I = prt$$

Write the simple interest formula.

$$I = \text{ } \cdot \text{ } \cdot \text{ }$$

Replace p with , r

with , and t with .

$$I = \text{ }$$

The simple interest is .

EXAMPLE Find the Total Amount

- 1 TEST EXAMPLE Find the total dollar amount in an account where \$80 is invested at a simple annual interest rate of 6% for 6 months.

A \$41.20 B \$82.40 C \$84.80 D \$108.80

Read the Item

You need to find the total amount in an account. The time is

given in months. Six months is $\frac{6}{12}$ or year.

Solve the Item

$$I = prt$$

$$I = \text{ } \cdot \text{ } \cdot \text{ }$$

$$I = \text{ }$$

The amount in the account is \$80 + or .

The correct answer is choice .

REMEMBER IT 

The t in the simple interest formula represents time in years. If time is given in months, weeks, or days, the time must be changed to time in years.

FOLDABLES

ORGANIZE IT

Explain what you have learned about computing simple interest. Be sure to include the simple interest formula.



Check Your Progress

- a. Find the simple interest for \$1,500 invested at 5% for 3 years.

- b. Find the total amount of money in an account where \$60 is invested at 8% for 3 months.

EXAMPLE Find the Interest Rate

- 3** **LOANS** Gerardo borrowed \$4,500 from his bank for home improvements. He will repay the loan by paying \$120 a month for the next four years. Find the simple interest rate of the loan.

Use the formula $I = prt$. To find I , first find the total amount of money Gerardo will pay.

$$\$120 \cdot 48 = \boxed{}.$$

He will pay $\boxed{}$ - \$4,500 or $\boxed{}$ in interest.
So $I = 1,260$.

The principle is \$4,500. So, $p = 4,500$. The loan will be for 48 months or 4 years. So, $t = 4$.

$$I = p \cdot r \cdot t$$

$$\boxed{} = \boxed{} \cdot r \cdot \boxed{}$$

$$\boxed{} = \boxed{}$$

Simplify.

$$\boxed{} = \boxed{}$$

Divide each side by 18,000.

$$\boxed{} = r$$

Simplify.

The simple interest rate is $\boxed{}$.

Check Your Progress


- Jocelyn borrowed \$3,600 from her bank for home improvements. She will repay the loan by paying \$90 a month for the next 5 years. Find the simple interest rate of the loan.

HOMEWORK ASSIGNMENT

Page(s):

Exercises:

STUDY GUIDE

	VOCABULARY PUZZLEMAKER	BUILD YOUR VOCABULARY
Use your Chapter 5 Foldable to help you study for your chapter test.	To make a crossword puzzle, word search, or jumble puzzle of the vocabulary words in Chapter 5, go to: glencoe.com	You can use your completed Vocabulary Builder (pages 116–117) to help you solve the puzzle.

5-1

Ratios and Percents

Write each ratio or fraction as a percent.

1. 21 out of 100

2. 4:10

3. $\frac{9}{25}$

Write each percent as a fraction in simplest form.

4. 27%

5. 50%

6. 80%

5-2

Comparing Fractions, Decimals, and Percents

Write each percent as a decimal.

7. 29%

8. 376%

9. 5%

Write each decimal or fraction as a percent.

10. 3.9

11. $\frac{7}{8}$

12. $\frac{1}{3}$

5-3

Algebra: The Percent Proportion

Solve.

13. What percent of 48 is 6?

14. 14 is 20% of what number?

5-4

Finding Percents Mentally

Complete each statement.

15. 40% of 25 = of 25 or 16. of 36 = $\frac{1}{4}$ of 36 or

17. $66\frac{2}{3}\%$ of 48 = of 48 or 18. of 89 = 0.1 of 89 or

5-5

Problem-Solving Investigation: Reasonable Answers

19. **AGRICULTURE** An orange grower harvested 1,260 pounds of oranges from one grove, 874 pounds from another, and 602 pounds from a third. What is a reasonable number of crates to have on hand if each crate holds 14 pounds of oranges?

5-6

Percent and Estimation

20. Are $\frac{1}{8}$ and 56 compatible numbers? Explain.

21. Describe how to estimate 65% of 64 using compatible numbers.

5-7

Algebra: The Percent Equation

Write each percent proportion as a percent equation.

22. $\frac{16}{64} = \frac{25}{100}$

23. $\frac{a}{14} = \frac{2}{100}$

24. $\frac{96}{b} = \frac{48}{100}$

25. $\frac{13}{100} = \frac{p}{675}$

5-8

Percent of Change

Find the percent of change. Round to the nearest tenth if necessary. State whether the change is an *increase* or *decrease*.29. Original: 29
New: 6430. Original: 51
New: 42

31. Find the selling price for the sweater.

Cost to store: \$15
Mark up: 35%

5-9

Simple Interest

Write *interest* or *principal* to complete each sentence.32. is the amount of money paid or earned for the use of money.33. equals times rate times time.

34. Find the total amount in the account where \$560 is invested at 5.6% for 6 months.

First, find the earned. Then, add the earnedand the to find the total amount in the account. What is the total amount for \$560 at 5.6% for 6 months?

Math Online

Visit glencoe.com to access your text book, more examples, self-check quizzes, and practice tests to help you study the concepts in Chapter 5.

ARE YOU READY FOR THE CHAPTER TEST?

Check the one that applies. Suggestions to help you study are given with each item.

I completed the review of all or most lessons without using my notes or asking for help.

- You are probably ready for the Chapter Test.
- You may want to take the Chapter 5 Practice Test on page 299 of your textbook as a final check.

I used my Foldable or Study Notebook to complete the review of all or most lessons.

- You should complete the Chapter 5 Study Guide and Review on pages 295–298 of your textbook.
- If you are unsure of any concepts or skills, refer back to the specific lesson(s).
- You may want to take the Chapter 5 Practice Test on page 299.

I asked for help from someone else to complete the review of all or most lessons.

- You should review the examples and concepts in your Study Notebook and Chapter 5 Foldable.
- Then complete the Chapter 5 Study Guide and Review on pages 295–298 of your textbook.
- If you are unsure of any concepts or skills, refer back to the specific lesson(s).
- You may want to take the Chapter 5 Practice Test on page 299.

Student Signature

Parent/Guardian Signature

Teacher Signature

Geometry and Spatial Reasoning

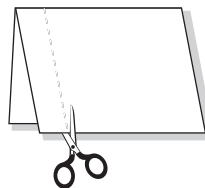
FOLDABLES®

Use the instructions below to make a Foldable to help you organize your notes as you study the chapter. You will see Foldable reminders in the margin of this Interactive Study Notebook to help you in taking notes.

Begin with 7 sheets of $8\frac{1}{2}$ " \times 11" paper.


STEP 1

Fold a sheet of paper in half lengthwise. Cut a 1" tab along the left edge through one thickness.




STEP 2

Glue the 1" tab down. Write the lesson title on the front tab.



STEP 3

Repeat Steps 1–2 for the remaining sheets of paper. Staple together to form a booklet.



NOTE-TAKING TIP: When you read and learn new concepts, help yourself remember these concepts by taking notes, writing definitions and explanations, and draw models as needed.

BUILD YOUR VOCABULARY

This is an alphabetical list of new vocabulary terms you will learn in Chapter 6. As you complete the study notes for the chapter, you will see Build Your Vocabulary reminders to complete each term's definition or description on these pages. Remember to add the textbook page number in the second column for reference when you study.

Vocabulary Term	Found on Page	Definition	Description or Example
alternate exterior angles			
alternate interior angles			
complementary angles			
congruent polygon			
equiangular			
equilateral			
equilateral triangle			
exterior angles			
interior angles			
line of reflection			
line of symmetry			

Vocabulary Term	Found on Page	Definition	Description or Example
line symmetry			
obtuse triangle			
parallel lines			
perpendicular lines			
reflection			
regular polygon			
supplementary angles			
transformation			
translation			
transversal			
vertical angles			

Copyright © Glencoe/McGraw-Hill, a division of The McGraw-Hill Companies, Inc.

MAIN IDEA

- Identify special pairs of angles and relationships of angles formed by two parallel lines cut by a transversal.

KEY CONCEPTS

Acute angles have measures less than 90° .

Right angles have measures equal to 90° .

Obtuse angles have measures between 90° and 180° .

Straight angles have measures equal to 180° .

BUILD YOUR VOCABULARY (pages 144–145)

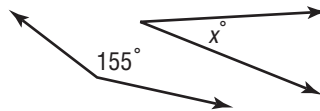
Vertical angles are angles formed by intersecting lines. Vertical angles are .

The sum of the measures of **supplementary angles** is .

The sum of the measures of **complementary angles** is .

EXAMPLE Finding a Missing Angle Measure

- 1 The two angles below are supplementary. Find the value of x .



$$155 + x = 180$$

Write an equation.

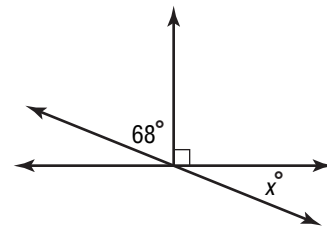
$$\begin{array}{r} \boxed{} = \boxed{} \\ x = 25 \end{array}$$

Subtract from each side.
Simplify.

EXAMPLE Find a Missing Angle Measure

- 1 Find the value of x in the figure.

Use the two vertical angles to solve for x .



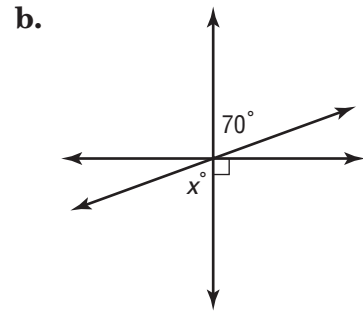
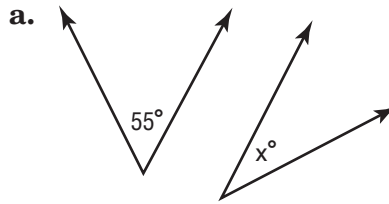


$$\begin{array}{r} \boxed{} + x = \boxed{} \\ -68 \qquad \qquad -68 \\ \hline x = \boxed{} \end{array}$$

Write an equation.

Subtract 68 from each side.

Simplify.

Check Your ProgressFind the value of x in each figure.**BUILD YOUR VOCABULARY** (pages 144–145)

Lines that intersect at angles are called **perpendicular lines**.

Two lines in a plane that never or cross are called **parallel lines**.

A **transversal** is a line that two or more lines.

Interior angles lie the two lines and **exterior angles** lie the two lines.

Alternate interior angles are angles that lie on opposite sides of the transversal.


Alternate exterior angles are exterior angles that lie on sides of the transversal.

Corresponding angles are those angles that are in the same on the two lines in relation to the transversal.

FOLDABLES

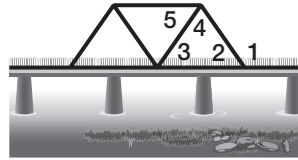
ORGANIZE IT

Use sketches and words to define the lines and angles discussed in this lesson. Try to show relationships among different lines and angles. Write this in your Foldable.



EXAMPLE Find an Angle Measure

- 3 BRIDGES** The sketch below shows a simple bridge design. The top beam and the floor of the bridge are parallel. If $\angle 2 \cong \angle 3$ and $m\angle 3 = 55^\circ$, classify the relationship between $\angle 1$ and $\angle 5$. Then find $m\angle 1$ and $m\angle 5$.



Since $\angle 3$ and $\angle 5$ are angles, they are congruent. Also, since $\angle 1$ and $\angle 2$ are , $\angle 1$ and $\angle 3$ are , and $\angle 1$ and $\angle 5$ are supplementary.

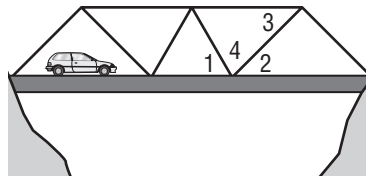
Since $m\angle 3 = 55^\circ$ and $\angle 2 \cong \angle 3$, $m\angle 2 =$.

Since $\angle 3$ and $\angle 5$ are alternate interior angles, $m\angle 5 =$.

Since $\angle 1$ and $\angle 2$ are supplementary, the sum of their measures is 180° .

Therefore, $m\angle 1 = 180^\circ - 55^\circ$ or .

- Check Your Progress BRIDGES** The sketch below shows a simple bridge design. The top beam and floor of the bridge are parallel. If $m\angle 1 = 45^\circ$ and $m\angle 3 = 40^\circ$, find $m\angle 4$.



HOMEWORK ASSIGNMENT

Page(s): _____

Exercises: _____

Problem-Solving Investigation: Use Logical Reasoning

EXAMPLE Use Logical Reasoning

MAIN IDEA

- Solve problems by using the logical reasoning strategy.

FOOD Mona, Sharon, Pat, and Dena each have a favorite food. One likes pizza, another fish and chips, another chicken, and another hamburgers. From the given clues, give each person's favorite food.

- Pat does not like pizza, hamburgers, or fish and chips.
- Neither Mona nor Dena likes hamburgers.
- Mona does not like to eat fried food.

UNDERSTAND You know that each of the four students has a particular favorite food. Use the clues given and logical reasoning to determine the favorite food of each student.

PLAN Read each clue and deduce what you know about the favorite foods of the students.

SOLVE According to the first clue, Pat does not like pizza, hamburgers, or fish and chips. The only other

option is , so Pat likes .

Since neither Mona nor Dena likes

hamburgers, that means that must like hamburgers.

Finally, there are two students left, Mona and Dena, and two food choices left, pizza and fish and chips. Since Mona does not like

, she must like .

Dena likes .

CHECK Read each clue again and make sure the answers seem reasonable.

Check Your Progress

SPORTS Craig, Amy, Julia, and Ronaldo each have a favorite sport. One likes soccer, another basketball, another tennis, and another skateboarding. From the given clues, give each person's favorite sport.

- Amy does not like soccer, basketball, or skateboarding.
- Neither Craig nor Ronaldo likes playing soccer.
- Craig prefers team sports as opposed to individual sports.

HOMEWORK ASSIGNMENT

Page(s):

Exercises:

MAIN IDEA

- Find the sum of angle measures of a polygon and the measure of an interior angle of a polygon.

KEY CONCEPT**Interior Angle Sum of a Polygon**

The sum of the measures of the interior angles of a polygon is $(n - 2)180$, where n is the number of interior angles in the polygon.

BUILD YOUR VOCABULARY (pages 144–145)

An interior angle lies a polygon.

EXAMPLE Find the Sum of Interior Angle Measures

- Find the sum of the measures of the interior angles of a hexagon.

A hexagon has sides.

$$S = (n - 2)180$$

Write an equation.

$$S = (\text{} - 2)180$$

Replace n with .

$$S = (4)180 \text{ or } \text{}$$

Simplify.

The sum of the measures of the interior angles of a hexagon is .

Check Your Progress

Find the sum of the measures of the interior angles of a heptagon (7-sided figure).

BUILD YOUR VOCABULARY (pages 144–145)

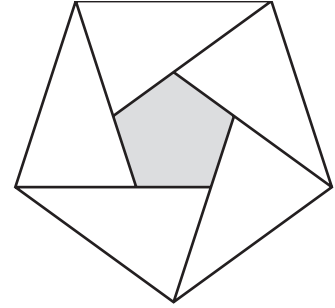
A polygon that is equilateral (all congruent)

and equiangular (all congruent) is called a regular polygon.

EXAMPLE Find the Measure of an Interior Angle

- 1 DESIGN** A designer is creating a new logo for a bank. The logo consists of a regular pentagon surrounded by isosceles triangles. Find the measure of an interior angle of a pentagon.

A pentagon has sides.



Step 1 Find the sum of the measures of the angles.

$$S = (n - 2)180 \quad \text{Write an equation.}$$

$$S = (\text{input} - 2)180 \quad \text{Replace } n \text{ with } \text{input}.$$

$$S = (3)180 \text{ or } \text{input} \quad \text{Simplify.}$$

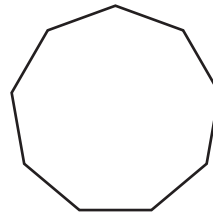
The sum of the measures of the interior angles of a regular pentagon is .

Step 2 Divide 540 by , the number of interior angles, to find the measure of one interior angle. So, the measure of one interior angle of a regular pentagon is

$$\text{input} \div \text{input} \text{ or } \text{input}.$$

Check Your Progress

DESIGN Michelle is designing a new logo for the math club. She wants to use a regular nonagon as part of the logo. Find the measure of an interior angle of a nonagon.

**HOMEWORK ASSIGNMENT**

Page(s): _____

Exercises: _____

MAIN IDEA

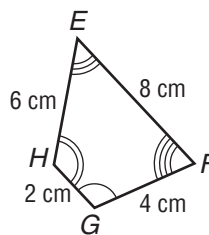
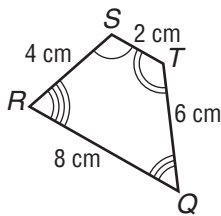
- Identify congruent polygons.

BUILD YOUR VOCABULARY (pages 144–145)

Polygons that have the same and are called **congruent polygons**.

EXAMPLE Identify Congruent Polygons

- 1 Determine whether the trapezoids shown are congruent. If so, name the corresponding parts and write a congruence statement.



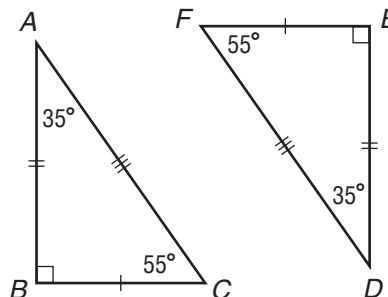
The arcs indicate that $\angle S \cong \angle G$, $\angle T \cong \angle H$, $\angle Q \cong \angle E$, and . The side measures indicate that $\overline{ST} \cong \overline{GH}$, $\overline{TQ} \cong \overline{HE}$, $\overline{QR} \cong \overline{EF}$, and .

Since pairs of corresponding angles and sides are , the two trapezoids are .

One congruence statement is trapezoid $EFGH \cong$ trapezoid .

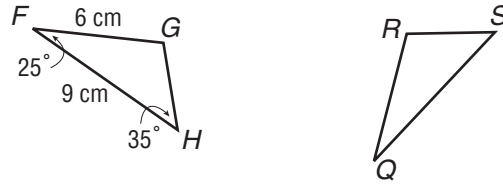
Check Your Progress

Determine whether the triangles shown are congruent. If so, name the corresponding parts and write a congruence statement.



EXAMPLES Find Missing Measures

In the figures, $\triangle FGH \cong \triangle QRS$.

**1** Find $m\angle S$.

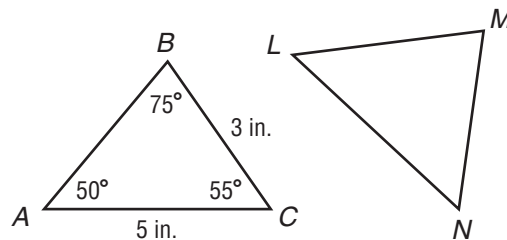
According to the congruence statement, $\angle H$ and $\angle S$ are corresponding angles. So, \cong .

Since $m\angle H =$, $m\angle S =$.

2 Find QR .

\overline{FG} corresponds to . So, \cong .

Since $FG =$ centimeters, $QR =$ centimeters.

Check Your Progress In the figure, $\triangle ABC \cong \triangle LMN$.

a. Find $m\angle N$.

b. Find LN .

**HOMEWORK
ASSIGNMENT**

Page(s):

Exercises:

MAIN IDEA

- Identify line symmetry and rotational symmetry.

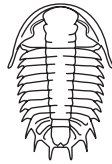
BUILD YOUR VOCABULARY (pages 144–145)

A figure has **line symmetry** if it can be folded over a line so that one half of the figure the other half. The line is called the **line of symmetry**.

EXAMPLES Identify Line Symmetry

Determine whether the figure has line symmetry. If it does, draw all lines of symmetry. If not, write *none*.

1



This figure has line of symmetry.


Check Your Progress

Determine whether the leaf has line symmetry. If it does, draw all lines of symmetry. If not, write *none*.



FOLDABLES**ORGANIZE IT**

Use sketches and words to show lines of symmetry and line symmetry. Write this in your Foldable.

**BUILD YOUR VOCABULARY** (pages 144–145)


A figure has **rotational symmetry** if it can be rotated about its . The measure of the angle is the **angle of rotation**.

WRITE IT

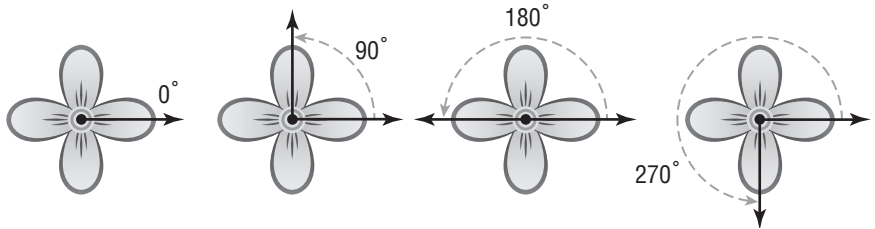
How many degrees does one complete turn of a figure measure? Why is it this number of degrees?

EXAMPLE Identify Rotational Symmetry

- 1 FLOWERS** Determine whether the flower design has rotational symmetry. Write *yes* or *no*. If *yes*, name its angle(s) of rotation.




Yes, this figure has symmetry. It will match itself after being rotated 90° , 180° , and .




- Check Your Progress** Determine whether each flower design has rotational symmetry. Write *yes* or *no*. If *yes*, name its angle(s) of rotation.

a.



b.



HOMEWORK ASSIGNMENT

Page(s):

Exercises:

MAIN IDEA

- Graph reflections on a coordinate plane.

BUILD YOUR VOCABULARY (pages 144–145)

A reflection (sometimes called a *flip*) is a transformation in which a image is produced by a figure over a line. The line is called a **line of reflection**.

EXAMPLE Draw a Reflection

KEY CONCEPT

Properties of Reflections

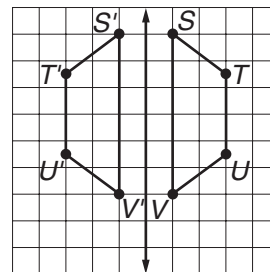
- Every point on a reflection is the same distance from the line of reflection as the corresponding point on the original figure.
- The image is congruent to the original figure, but the orientation of the image is *different* from that of the original figure.

- Draw the image of trapezoid $STUV$ after a reflection over the given line.

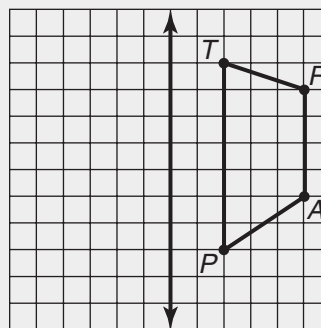
Step 1 Count the number of units between each vertex and the line of .

Step 2 Plot a point for each vertex the distance away from the line on the other side.

Step 3 Connect the new to form the image of trapezoid $STUV$, trapezoid $S'T'U'V'$.




Check Your Progress Draw the image of trapezoid $TRAP$ after a reflection over the given line.



FOLDABLES

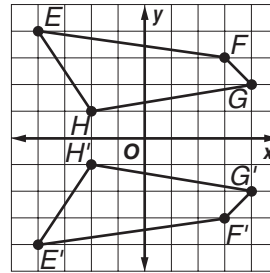
ORGANIZE IT

Draw a triangle or simple quadrilateral on graph paper. Reflect your figure over the x -axis. Add your work to your Foldable.



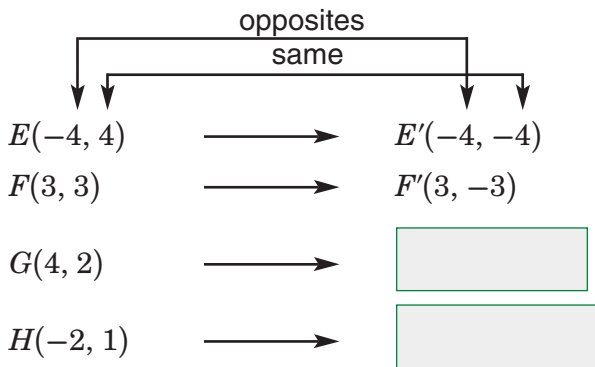
EXAMPLE Reflect a Figure over the x -axis

- 1 Graph quadrilateral $EFGH$ with vertices $E(-4, 4)$, $F(3, 3)$, $G(4, 2)$, and $H(-2, 1)$. Then graph the image of $EFGH$ after a reflection over the x -axis and write the coordinates of its vertices.



The coordinates of the vertices of the image are E' ,

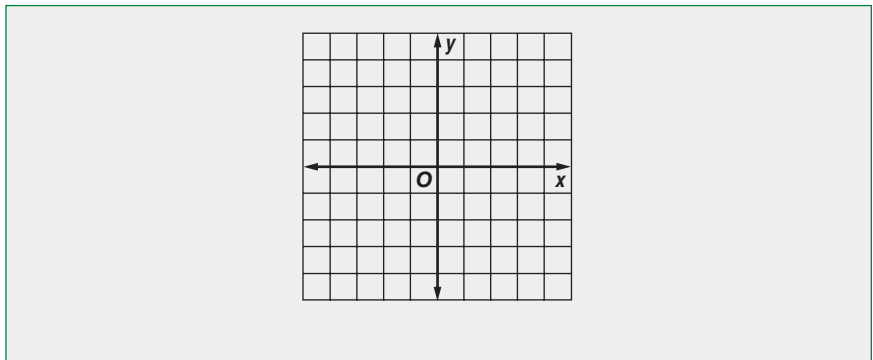
F' , G' and H' .



Notice that the y -coordinate of a point reflected over the x -axis is the of the y -coordinate of the original point.

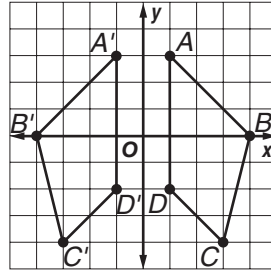
Check Your Progress

Graph quadrilateral $QUAD$ with vertices $Q(2, 4)$, $U(4, 1)$, $A(-1, 1)$, and $D(-3, 3)$. Then graph the image of $QUAD$ after a reflection over the x -axis, and write the coordinates of its vertices.



EXAMPLE Reflect a Figure over the y -axis

- 3 Graph trapezoid $ABCD$ with vertices $A(1, 3)$, $B(4, 0)$, $C(3, -4)$, and $D(1, -2)$. Then graph the image of $ABCD$ after a reflection over the y -axis, and write the coordinates of its vertices.



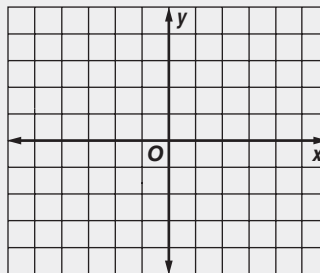
The coordinates of the vertices of the image are A' ,
 B' , C' , and D' .

	opposites same	
↓	↓	↓
A(1, 3)		A'(-1, 3)
B(4, 0)		B'(-4, 0)
C(3, -4)		<input type="text"/>
D(1, -2)		<input type="text"/>

Notice that the x -coordinate of a point reflected over the y -axis is the opposite of the x -coordinate of the point.

Check Your Progress

Graph quadrilateral $ABCD$ with vertices $A(2, 2)$, $B(5, 0)$, $C(4, -2)$, and $D(2, -1)$. Then graph the image of $ABCD$ after a reflection over the y -axis, and write the coordinates of its vertices.

**HOMEWORK
ASSIGNMENT**

Page(s): _____

Exercises: _____

MAIN IDEA

- Graph translations on a coordinate plane.

BUILD YOUR VOCABULARY (pages 144–145)

A translation (sometimes called a *slide*) is the

of a figure from one position to another

turning it.

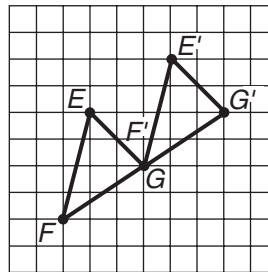
KEY CONCEPT

Properties of Translations

- Every point on the original figure is moved the same distance and in the same direction.
- The image is congruent to the original figure, and the orientation of the image is the same as that of the original figure.

EXAMPLE Draw a Translation

- Draw the image of $\triangle EFG$ after a translation of 3 units right and 2 units up.

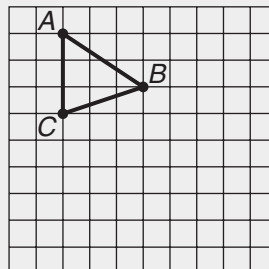


Step 1 Move each vertex of the triangle units right and units up.

Step 2 Connect the new vertices to form the .

Check Your Progress


Draw the image of $\triangle ABC$ after a translation of 2 units right and 4 units down.



FOLDABLES

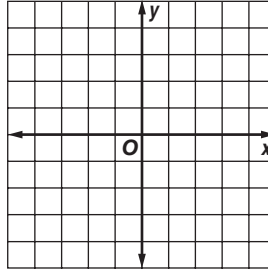
ORGANIZE IT

Draw a triangle or simple quadrilateral on graph paper. Then draw a translation. Show how you determined the points needed to graph the translated figure. Put your work in your Foldable.



EXAMPLE Translation in the Coordinate Plane

- 1 Graph $\triangle ABC$ with vertices $A(-2, 2)$, $B(3, 4)$, and $C(4, 1)$. Then graph the image of $\triangle ABC$ after a translation of 2 units left and 5 units down. Write the coordinates of its vertices.



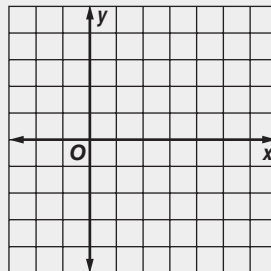
The coordinates of the vertices of the image are

A' , B' , and C' . Notice that these vertices can also be found by adding to the x-coordinates and to the y-coordinates, or $(-2, -5)$.

Original	Add $(-2, -5)$	Image
$A(-2, 2) \rightarrow$	$(-2 + (-2), 2 + (-5)) \rightarrow$	<input type="text"/>
$B(3, 4) \rightarrow$	$(3 + (-2), 4 + (-5)) \rightarrow$	<input type="text"/>
$C(4, 1) \rightarrow$	$(4 + (-2), 1 + (-5)) \rightarrow$	<input type="text"/>

Check Your Progress

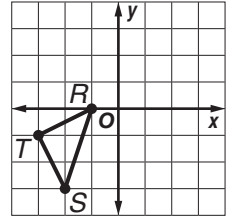
Graph $\triangle PQR$ with vertices $P(-1, 3)$, $Q(2, 4)$, and $R(3, 2)$. Then graph the image of $\triangle PQR$ after a translation of 2 units right and 3 units down. Write the coordinates of its vertices.



EXAMPLE

3 TEST EXAMPLE If triangle RST is translated 4 units right and 3 units up, what are the coordinates of point T' ?

- A (0, 3) C (2, 1)
 B (1, 2) D (1, 1)

**Read the Item**

You are asked to find the coordinates of point T' after the original figure has been translated 4 units right and 3 units up.

Solve the Item

You can answer this question without translating the entire triangle.

The coordinates of point T are

Original figure

The x -coordinate of T' is

, so the same

x -coordinate of T' is + 4

or .

Translating 4 units right is

the as to the

x -coordinate.

The y -coordinate of T is .

so the y -coordinate of T' is

+ 3 or .

Translating 3 units up is the

same as adding to the

y -coordinate.

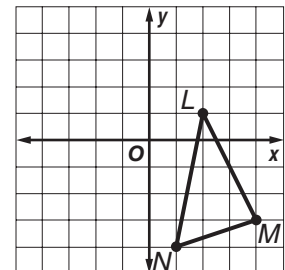
The coordinates of T' are .

The answer is .

Check Your Progress

MULTIPLE CHOICE If triangle LMN is translated 4 units left and 2 units up, what are the coordinates of point L' ?

- F (0, -1) H (-1, -4)
 G (-3, 2) J (-2, 3)

**HOMEWORK ASSIGNMENT**

Page(s):

Exercises:

STUDY GUIDE

FOLDABLES®

Use your **Chapter 6 Foldable** to help you study for your chapter test.

VOCABULARY
PUZZLEMAKER

To make a crossword puzzle, word search, or jumble puzzle of the vocabulary words in Chapter 6, go to:

glencoe.com

BUILD YOUR
VOCABULARY

You can use your completed **Vocabulary Builder** (pages 144–145) to help you solve the puzzle.

6-1

Line and Angle Relationships

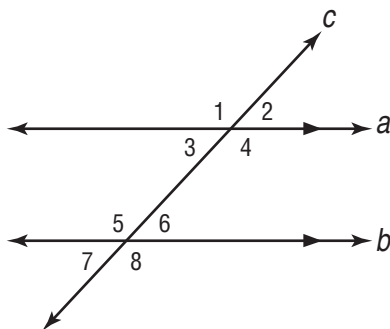
For Questions 1–4, use the figure at the right.

1. Classify the relationship between $\angle 5$ and $\angle 6$.

2. Classify the relationship between $\angle 5$ and $\angle 8$.

3. Find $m\angle 3$ if $m\angle 2 = 60^\circ$.

4. Find $m\angle 4$ if $m\angle 2 = 60^\circ$.



6-2

Problem-Solving Investigation: Use Logical Reasoning

5. **BASKETBALL** Juan, Dallas, and Scott play guard, forward, and center on a team, but not necessarily in that order. Juan and the center drove Scott to practice on Saturday. Juan does not play guard. Who is the guard?

6-3

Polygons and Angles

Find the sum of the measures of the interior angles of each polygon.

6. heptagon

7. nonagon

8. 15-gon

Find the measure of one interior angle in each regular polygon.

9. hexagon

10. decagon

11. 18-gon

6-4

Congruent Polygons

12. Complete the sentence. Two polygons are congruent if their

sides are congruent and the corresponding

angles are

$\triangle ABC \cong \triangle EDF$. $m\angle A = 40^\circ$ and $m\angle B = 50^\circ$.
 $\angle E \cong \angle A$ and $\angle F \cong \angle C$.

13. What is $m\angle C$?14. What is $m\angle D$?

6-5

Symmetry

Write whether each sentence is *true* or *false*. If *false*, replace the underlined words to make a true sentence.

15. A figure has line symmetry if it can be folded over a line so that one half of the figure matches the other half.

16. To rotate a figure means to turn the figure from its center.

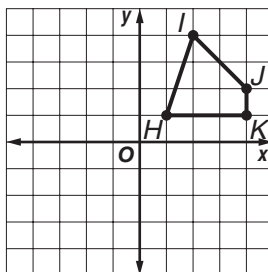
17. A figure has rotational symmetry if it first matches itself after being rotated exactly 360° .

6-6

Reflections

18. Complete. A reflection is a image of a figure produced by flipping the figure over a line.

19. If you graphed quadrilateral $HIJK$ reflected over the y -axis, what would be the coordinates of these vertices:



H' ()

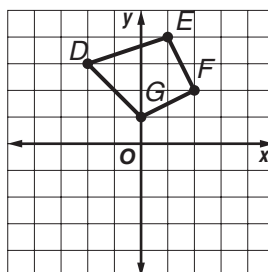
J' ()

6-7

Translations

20. Complete. A translation is the movement of a figure from one position to another turning it.

21. If you graphed the image of quadrilateral $DEFG$ after a translation 3 units right and 4 units down, what would be the coordinates of these vertices?



D' ()

F' ()

Math Online

Visit glencoe.com to access your textbook, more examples, self-check quizzes, and practice tests to help you study the concepts in Chapter 6.

ARE YOU READY FOR THE CHAPTER TEST?

Check the one that applies. Suggestions to help you study are given with each item.

I completed the review of all or most lessons without using my notes or asking for help.

- You are probably ready for the Chapter Test.
- You may want take the Chapter 6 Practice Test on page 347 of your textbook as a final check.

I used my Foldable or Study Notebook to complete the review of all or most lessons.

- You should complete the Chapter 6 Study Guide and Review on pages 342–346 of your textbook.
- If you are unsure of any concepts or skills, refer back to the specific lesson(s).
- You may also want to take the Chapter 6 Practice Test on page 347.

I asked for help from someone else to complete the review of all or most lessons.

- You should review the examples and concepts in your Study Notebook and Chapter 6 Foldable.
- Then complete the Chapter 6 Study Guide and Review on pages 342–346 of your textbook.
- If you are unsure of any concepts or skills, refer back to the specific lesson(s).
- You may also want to take the Chapter 6 Practice Test on page 347.

Student Signature

Parent/Guardian Signature

Teacher Signature

Measurement: Area and Volume



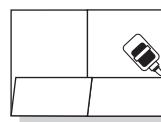
Use the instructions below to make a Foldable to help you organize your notes as you study the chapter. You will see Foldable reminders in the margin of this Interactive Study Notebook to help you in taking notes.

Begin with a plain sheet of $8\frac{1}{2}$ " \times 11" paper.

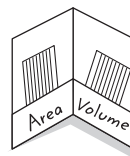
STEP 1 **Fold** in half widthwise.



STEP 2 **Open** and fold the bottom to form a pocket. Glue edges.



STEP 3 **Label** each pocket. Place several index cards in each pocket.



NOTE-TAKING TIP: As you read and learn a new concept, such as how to measure area or volume, write examples and explanations showing the main ideas of the concept.

BUILD YOUR VOCABULARY

This is an alphabetical list of new vocabulary terms you will learn in Chapter 7. As you complete the study notes for the chapter, you will see Build Your Vocabulary reminders to complete each term's definition or description on these pages. Remember to add the textbook page number in the second column for reference when you study.

Vocabulary Term	Found on Page	Definition	Description or Example
base			
center			
circumference			
chord			
complex figure			
cone			
cylinder			
diameter			
edge			
face			
lateral face			
lateral surface area			

(continued on the next page)

Vocabulary Term	Found on Page	Definition	Description or Example
net			
pi			
plane			
prism			
pyramid			
radius			
regular pyramid			
similar solids			
slant height			
total surface area			
vertex			
volume			

MAIN IDEA

- Find the circumference and the area of circles.

BUILD YOUR VOCABULARY (pages 167–168)

The **radius** of a circle is the from the **center** to any point the circle. A is any segment with endpoints on the **circle**.

The **diameter** of a circle is the the circle through the center.

The **circumference** of a circle is the the circle. **Pi** is the of the circumference to the diameter of a circle.

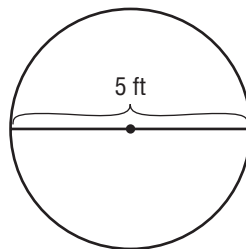
EXAMPLES Find the Circumferences of Circles

KEY CONCEPTS

Circumference of a Circle The circumference C of a circle is equal to its diameter d times π , or 2 times its radius r times π .

Area of a Circle The area A of a circle is equal to π times the square of the radius r .

1



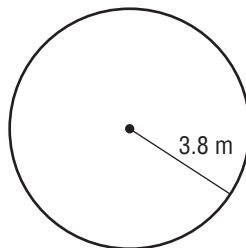
$$C = \text{input} \quad \text{Circumference of a circle}$$

$$C = \text{input} \cdot \text{input} \quad \text{Replace } d \text{ with } \text{input}.$$

$$C \approx \text{input} \quad \text{Use a calculator.}$$

The circumference is about .

1



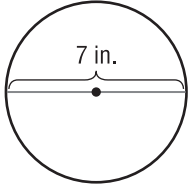

$$C = \text{input} \quad \text{Circumference of a circle}$$

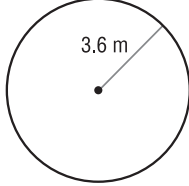

$$C = 2 \cdot \pi \cdot \text{input} \quad \text{Replace } r \text{ with } \text{input}.$$

$$C \approx \text{input} \quad \text{Use a calculator.}$$

The circumference is about .

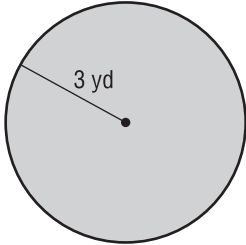
Check Your Progress Find the circumference of each circle. Round to the nearest tenth.

a.  

b.  

EXAMPLES Find the Areas of Circles

Find the area of each circle. Round to the nearest tenth.

3 

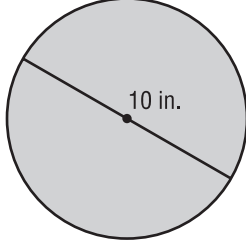
$A = \square$ Area of a circle

$A = \pi \cdot \square^2$ Replace r with \square .

$A = \pi \cdot \square$ Evaluate 3^2 .

$A \approx \square$ Use a calculator.

The area is about .

4 

$A = \pi r^2$ Area of a circle

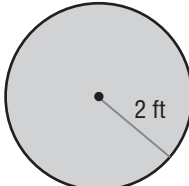

$A = \pi \cdot \square^2$ $r = \frac{1}{2}$ of 10

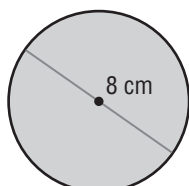

$A = \pi \cdot \square$ Evaluate 5^2 .

$A \approx \square$ Use a calculator.

The area is about .

Check Your Progress Find the area of each circle. Round to the nearest tenth.

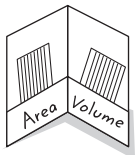
a.  

b.  

FOLDABLES

ORGANIZE IT

On index cards, write the formulas for finding the circumference and area of a circle. Sketch a circle and label its parts. Place your cards in the "Area" pocket of your Foldable.



HOMEWORK ASSIGNMENT

Page(s): _____

Exercises: _____


Problem-Solving Investigation: Solve a Simpler Problem

EXAMPLE

MAIN IDEA

- Solve a simpler problem.

GARDENS A series of gardens framed by tiles is arranged such that each successive garden is one tile longer than the previous garden. The width of the gardens is four tiles. The first three gardens are shown below. How many tiles surround Garden 10?



Garden 1 Garden 2 Garden 3

UNDERSTAND You know how many tiles surround the first three gardens. Use this information to predict how many tiles will surround Garden 10.

PLAN It would take a long time to draw each of the gardens 1 through 10. Instead, find the number of tiles surrounding the smaller gardens and look for a pattern.

SOLVE


Garden	1	2	3	4
Surrounding Tiles	10	12	14	16
		+2	+2	+2

For each successive garden, additional tiles are needed to surround it. The 10th garden will have $16 + 2 + 2 + 2 + 2 + 2 + 2 + 2$ or tiles.

CHECK Check your answer by drawing Garden 10.

Check Your Progress

GAMES The figures below show the number of tiles on a game board after the first 4 rounds of the game. Each round, the same number of tiles are added to the board. How many tiles will be on the board after the 12th round?



Round 1 Round 2 Round 3 Round 4

MAIN IDEA

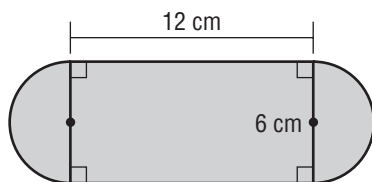
- Find the area of composite figures.

BUILD YOUR VOCABULARY (pages 167–168)

A composite figure is made up of shapes.

EXAMPLES Find the Areas of a Composite Figure

- 1 Find the area of the composite figure. Round to the nearest tenth if necessary.



The figure can be separated into two and a .

Area of one semicircle

$$A = \frac{1}{2}\pi r^2$$

$$A = \text{$$

$$A = \text{$$

Area of triangle

$$A = lw$$

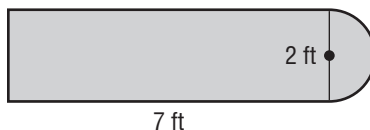
$$A = \text{$$

$$A = \text{$$

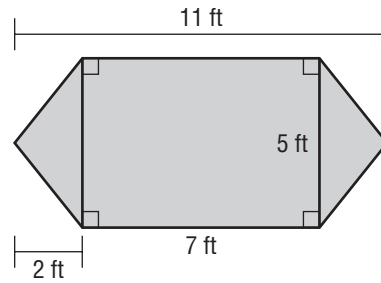
The area of the garden is $14.1 + \text{$ + $\text{$ or 100.3 square centimeters.

Check Your Progress

Find the area of the composite figure. Round to the nearest tenth if necessary.



1 GARDENING The dimensions of a flower garden are shown. What is the area of the garden?



The garden can be separated into a and two congruent .

Area of rectangle

$$A = lw$$

$$A = \text{$$

$$A = \text{$$

Area of one triangle

$$A = \frac{1}{2}bh$$


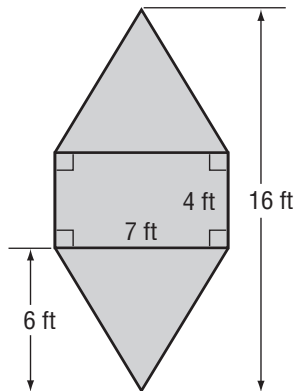
$$A = \text{$$

$$A = \text{$$

The area of the garden is + + or square feet.

Check Your Progress

GARDENING The dimensions of a flower garden are shown. What is the area of the garden?



HOMEWORK ASSIGNMENT

Page(s):

Exercises:

MAIN IDEA

- Identify and draw three-dimensional figures.

KEY CONCEPT

Common Polyhedrons



triangular prism



rectangular prism



triangular pyramid



rectangular pyramid

BUILD YOUR VOCABULARY (pages 167–168)

Coplanar lines lie in the same . Parallel lines never .

Three-dimensional figures are called solids. A polyhedron is a solid with surfaces that are .

An edge is where two planes in a line.

A face is a surface.

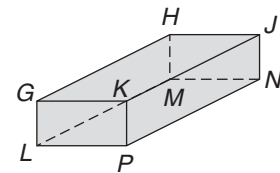
A vertex is where three or more planes at a point.

A diagonal is a line segment whose endpoints are vertices that are neither nor on the same .

Lines that do not intersect and are not are skew lines.

EXAMPLES Identify Relationships

Use the figure at the right to identify the following.



- 1 a plane that is parallel to plane GKJ

Plane is parallel to plane GKJ .

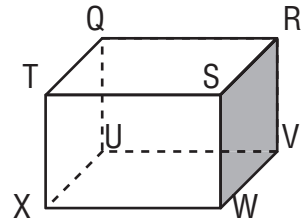
- 2 a segment that is skew to \overline{JN}

\overline{JN} and are skew because they do not and are not coplanar.

- 3 two sets of points between which a diagonal can be drawn

Lines drawn between points G and and points and J would form diagonals.

Check Your Progress Use the figure at the right to identify the following.



- a. a plane that is parallel to plane $QUXT$

- b. a segment that is skew to \overline{XW}

- c. two sets of points between which a diagonal can be drawn

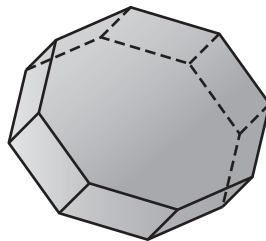
BUILD YOUR VOCABULARY (pages 167–168)

A **prism** is a polyhedron with two faces, or **bases**.

A **pyramid** is a polyhedron with one base that is a and faces that are .

EXAMPLES Identify Prisms and Pyramids

- 4 Identify the solid. Name the number and shapes of the faces. Then name the number of edges and vertices.



The figure has two parallel

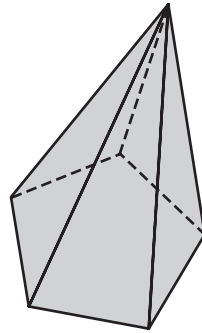
bases that are

, so it is an

prism. The other faces are rectangles.

It has a total of faces, edges, and vertices.

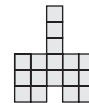
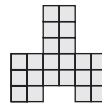

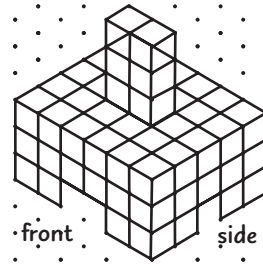
Check Your Progress Identify the solid. Name the number and shapes of the faces. Then name the number of edges and vertices.



EXAMPLES Analyze Real-Life Drawings

ARCHITECTURE The plans for a hotel fireplace are shown at the right.

5 Draw and label the top, front, and side views.




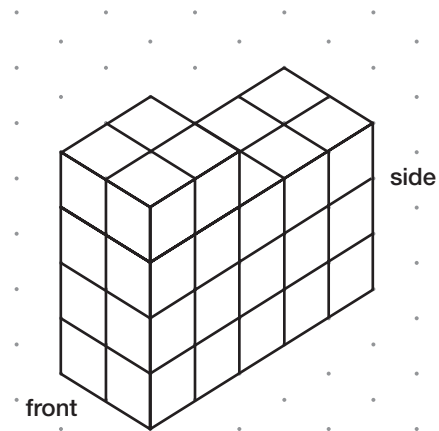
view

view

view

Check Your Progress

The plans for a building are shown to the right. Draw and label the top, front, and side views.



HOMEWORK ASSIGNMENT

Page(s): _____

Exercises: _____

MAIN IDEA

- Find the volumes of prisms and cylinders.

BUILD YOUR VOCABULARY (pages 167–168)

Volume is the measure of the occupied by a solid. Volume is measured in cubic units.

KEY CONCEPT

Volume of a Prism The volume V of a prism is the area of the base B times the height h .

EXAMPLE Find the Volume of a Rectangular Prism

- Find the volume of the rectangular prism.

$$V = Bh$$

Volume of a prism

$$V = (\text{input})h$$

The base is a rectangle,

$$\text{so } B = \text{input}.$$

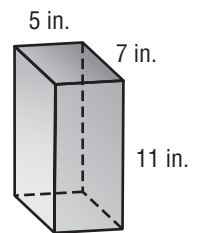
$$V = (5 \cdot 7)11$$

$$\ell = 5, w = 7, h = 11$$

$$V = \text{input}$$

Simplify.

The volume is 385 inches.



EXAMPLE Find the Volume of a Triangular Prism

- Find the volume of the triangular prism.

$$V = Bh$$

Volume of a prism

$$V = \left(\frac{1}{2} \cdot 9 \cdot 15\right)h$$

The base is a

$$\text{input}, \text{ so}$$

$$B = \frac{1}{2} \cdot 9 \cdot 15.$$

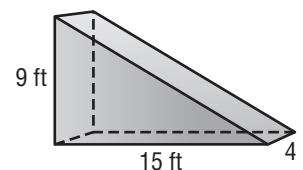
$$V = \left(\frac{1}{2} \cdot 9 \cdot 15\right)4$$

The height of the prism is .

$$V = \text{input}$$

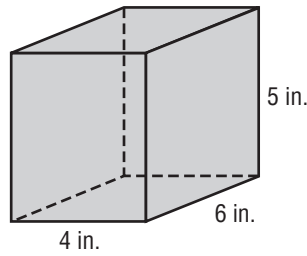
Simplify.

The volume is cubic inches.

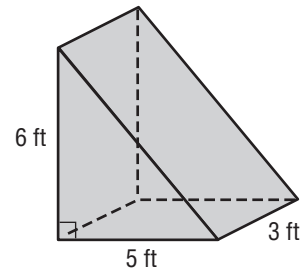


Check Your Progress Find the volume of each prism.

a.



b.



BUILD YOUR VOCABULARY (pages 167–168)

A cylinder is a solid whose bases are congruent, parallel, , connected with a side.

KEY CONCEPT

Volume of a Cylinder The volume V of a cylinder with radius r is the area of the base B times the height h .

EXAMPLE Find the Volumes of Cylinders

3 Find the volume of the cylinder. Round to the nearest tenth if necessary.



$$V = \pi r^2 h$$

$$V = \pi \cdot \boxed{}^2 \cdot \boxed{}$$

$$V \approx \boxed{}$$

Volume of a cylinder

$$r = \boxed{}, h = \boxed{}$$

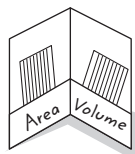
Simplify.

The volume is about 339.3 centimeters.

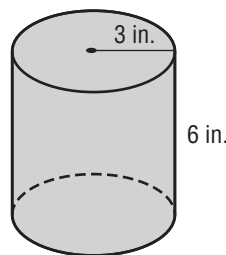
FOLDABLES

ORGANIZE IT

On index cards, write the formula for the volume of a rectangular prism, a triangular prism, and a cylinder. Sketch each figure and label its parts. Place your cards in the "Volume" pocket of your Foldable.



Check Your Progress Find the volume of the cylinder. Round to the nearest tenth if necessary.

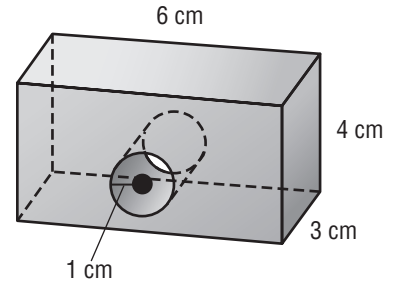


BUILD YOUR VOCABULARY (pages 167–168)

Objects that are made up of more than one type of are called **composite solids**.

EXAMPLE Find the Volume of a Composite Solid

4 TOYS A wooden block has a single hole drilled entirely through it. What is the volume of the block? Round to the nearest hundredth.



The block is a rectangular prism with a cylindrical hole.

To find the volume of the block, the volume of the from the volume of the .

Rectangular Prism

$V = \text{}$
 $V = (6 \cdot 3)4$ or 72

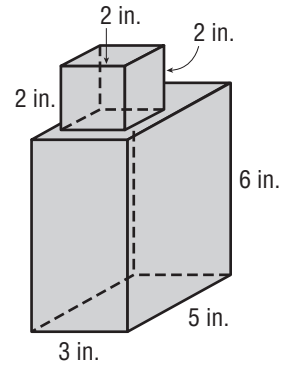
Cylinder

$V = \text{}$
 $V = \pi(1)^2(3)$ or 9.42

The volume of the box is about – or cubic centimeters.

Check Your Progress

A small wooden cube has been glued to a larger wooden block for a whittling project. What is the volume of the wood to be whittled?



HOMEWORK ASSIGNMENT

Page(s):

Exercises:

Volume of Pyramids and Cones

MAIN IDEA

- Find the volumes of pyramids and cones.

KEY CONCEPT

Volume of a Pyramid
The volume V of a pyramid is one-third the area of the base B times the height h .

EXAMPLE Find the Volume of the Pyramid.

- 1 Find the volume of the pyramid.

$$V = \frac{1}{3}Bh$$

Volume of a pyramid

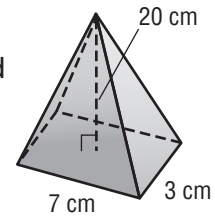
$$V = \frac{1}{3}(\square \cdot \square)\square$$

$$B = \square \cdot \square,$$

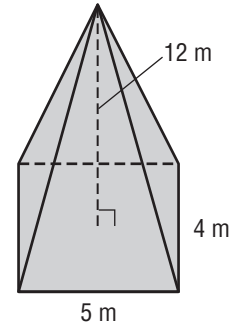

$$h = \square$$

$$V = 140$$

Simplify.

The volume is .**Check Your Progress**

Find the volume of the pyramid.

**EXAMPLE** Use Volume to Solve a Problem

- 1 **SOUVENIRS** A novelty souvenir company wants to make snow “globes” shaped like pyramids. It decides that the most cost-effective maximum volume of water for the pyramids is 12 cubic inches. If a pyramid globe measures 4 inches in height, find the area of its base.

$$V = \frac{1}{3}Bh$$

Volume of a pyramid

$$\square = \frac{1}{3} \cdot B \cdot 4$$

Replace V with \square and h with \square .

$$12 = \frac{4}{3} \cdot B$$

Simplify.

$$\square \cdot 12 = \square \cdot \frac{4}{3} \cdot B$$

Multiply each side by \square .

$$\square = B$$

The area of the base of the snow globe is .

Check Your Progress

A company is designing pyramid shaped building blocks with a square base. They want the volume of the blocks to be 18 cubic inches. If the length of the side of the base is 3 inches, what should be the height of the blocks?

KEY CONCEPT

Volume of a Cone
The volume V of a cone with radius r is one-third the area of the base B times the height h .

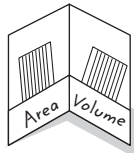
BUILD YOUR VOCABULARY (pages 167–168)

A **cone** is a three-dimensional figure with one base. A curved surface connects the base and the .

FOLDABLES

ORGANIZE IT

On index cards, write the formula for the volume of a pyramid and a cone. Sketch each figure and label its parts. Place your cards in the "Volume" pocket of your Foldable.



EXAMPLE Find the Volume of a Cone

3 Find the volume of the cone. Round to the nearest tenth.

$$V = \frac{1}{3}\pi r^2 h$$

Volume of a cone

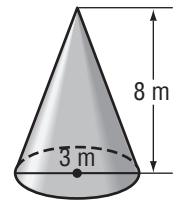
$$V = \frac{1}{3} \cdot \pi \cdot \boxed{}^2 \cdot \boxed{}$$

Replace r with

and h with .

$$V \approx \boxed{}$$

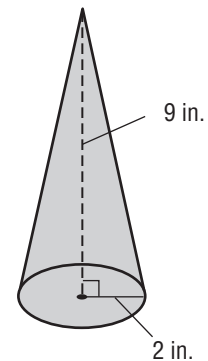
Simplify.



The volume is .

Check Your Progress

Find the volume of the cone. Round to the nearest tenth.



HOMEWORK ASSIGNMENT

Page(s): _____

Exercises: _____

Surface Area of Prisms and Cylinders

BUILD YOUR VOCABULARY (pages 167–168)

MAIN IDEA

- Find the lateral and total surface areas of prisms and cylinders.

A **lateral face** of a solid is any surface that is not a .

The **lateral surface area** is the of the areas of its lateral .

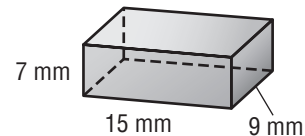
The **total surface area** is the sum of the of all its surfaces.

KEY CONCEPT

Surface Area of a Rectangular Prism The surface area S of a rectangular prism with length ℓ , width w , and height h is the sum of the areas of the faces.

EXAMPLE Surface Area of a Rectangular Prism

- 1 Find the lateral and total surface area of the rectangular prism.



Perimeter of Base

$$P = 2\ell + 2w$$

$$P = 2 \cdot \text{[]} + 2 \cdot \text{[]} \text{ or } \text{[]}$$

Area of Base

$$B = \ell w$$

$$B = \text{[]} \cdot \text{[]} \text{ or } \text{[]}$$

Use this information to find the lateral and total surface area.

Lateral Surface Area

$$L = Ph$$

$$L = 48 \cdot \text{[]} \text{ or } \text{[]}$$

Total Surface Area

$$S = L + 2B$$

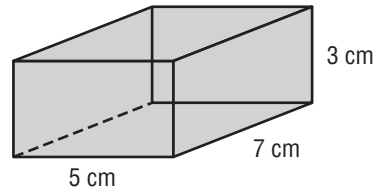
$$S = \text{[]} + 2 \cdot \text{[]} \text{ or } \text{[]}$$

The lateral surface area is , and

the total surface area is .

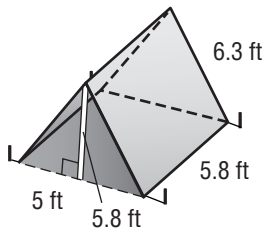
Check Your Progress

Find the lateral and total surface area of the rectangular prism.



EXAMPLE Surface Area of a Triangular Prism

1 CAMPING A family wants to reinforce the fabric of their tent with a waterproofing treatment. Find the total surface area, including the floor, of the tent below.



A triangular prism consists of two congruent faces and three faces.

Draw and label a net of this prism. Find the area of each face.

bottom · = 29

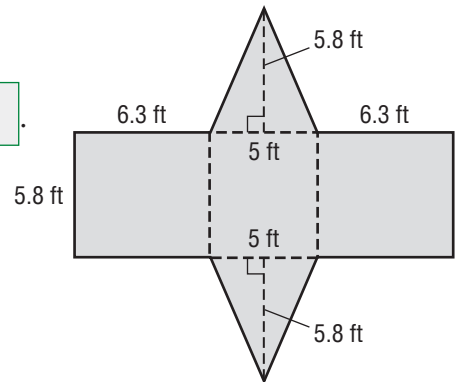
left side · = 36.54

right side · = 36.54

two bases $2\left(\frac{1}{2} \cdot 5 \cdot \text{input type="text"/>$ = 29

The surface area of the tent is $29 + 36.54 + 36.54 + 29$,

or about .



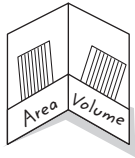
REVIEW IT

What is the formula for finding the area of a triangle? How does this relate to finding the surface area of a triangular prism? (Lesson 7-1)

FOLDABLES

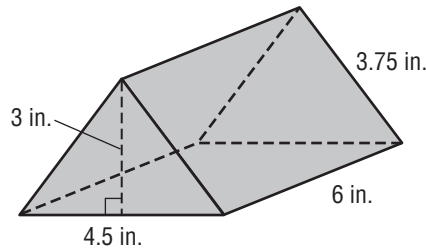
ORGANIZE IT

On index cards, write these formulas for finding surface area. Then sketch and label each figure. Place the cards in the "Area" pocket of your Foldable.



Check Your Progress

Julia is painting triangular prisms to use as decoration in her garden. Find the surface area of the prism.

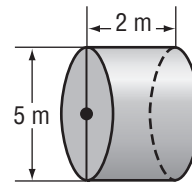


KEY CONCEPT

Surface Area of a Cylinder The surface area S of a cylinder with height h and radius r is the area of the two bases plus the area of the curved surface.

EXAMPLE Surface Area of a Cylinder

3 Find the lateral area and the surface area of the cylinder. Round to the nearest tenth.



Lateral Surface Area

$$L = 2\pi rh$$

$$L = 2\pi \boxed{}$$

$$L = \boxed{}$$

Total Surface Area

$$S = L + 2\pi r^2$$

$$S \approx \boxed{} + 2\pi \boxed{}$$

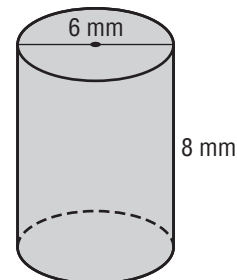
$$S \approx \boxed{}$$

The lateral surface area is about ,

and the total surface area is about .

Check Your Progress

Find the lateral and total surface area of the cylinder. Round to the nearest tenth.



HOMEWORK ASSIGNMENT

Page(s):

Exercises:

MAIN IDEA

- Find the lateral and total surface areas of pyramids.

BUILD YOUR VOCABULARY (pages 167–168)

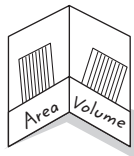
A **regular pyramid** is a pyramid with a that is a regular .

The altitude or of each is called the **slant height**.

FOLDABLES

ORGANIZE IT

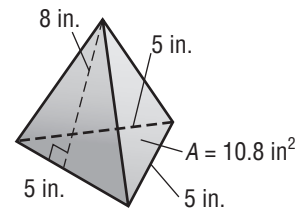
On a card, write the formula for finding the surface area of a pyramid. Then sketch a pyramid and label the parts. Place the card in the "Area" pocket of your Foldable.



EXAMPLE Surface Area of a Pyramid

- Find the lateral and total surface areas of the triangular pyramid.

Find the lateral area and the area of the base.



Area of each lateral face

$$A = \text{[]}$$

Area of a triangle

$$A = \frac{1}{2} (\text{[]}) (\text{[]}) \text{ or } \text{[]}$$

Replace b with and

h with .

There are 3 faces, so the lateral area is $3(\text{[]})$ or

square inches.

Area of base

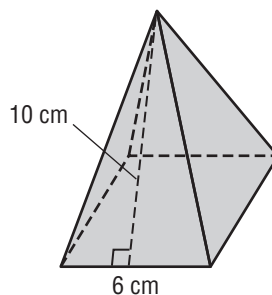

$$A = \text{[]}$$

The total surface area of the pyramid is +

or square inches.

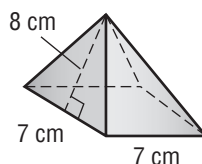
Check Your Progress

Find the total surface area of the square pyramid.



EXAMPLE

1 TOYS A toy block has the shape of a regular pyramid with a square base. The manufacturer wants to paint the lateral surface green. How many square centimeters will be painted green?



$$L = \frac{1}{2}P\ell$$

Lateral surface area of a pyramid

$$L = \frac{1}{2} \boxed{}$$

$$P = \boxed{} \text{ and } \ell = 8$$

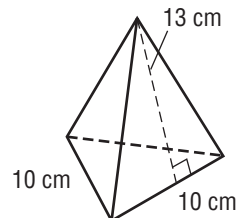
$$L = \boxed{}$$

Simplify.

The lateral surface area is

Check Your Progress


TOYS A toy block has the shape of a regular pyramid with a triangular base. The manufacturer wants to paint the lateral surface green. How many square centimeters will be painted green?



HOMEWORK ASSIGNMENT

Page(s):

Exercises:



MAIN IDEA

- Find dimensions, surface area, and volume of similar solids.

BUILD YOUR VOCABULARY (pages 167–168)

Similar solids have the same , their corresponding linear measures are , and their corresponding faces are polygons.

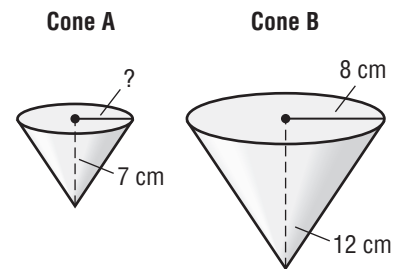
KEY CONCEPT

If the scale factor of the linear measures of two similar solids is $\frac{a}{b}$, then the scale factor of their surface areas is $(\frac{a}{b})^2$ and the scale factor of their volumes is $(\frac{a}{b})^3$.

EXAMPLE Find Missing Linear Measures

- 1 These cones are similar. What is the radius of Cone A to the nearest tenth?

Since the two cones are similar, the ratios of their corresponding linear measures are proportional.



$\frac{\text{radius cone A}}{\text{radius cone B}}$ is proportional to $\frac{\text{height cone A}}{\text{height cone B}}$.

$$\frac{\text{radius cone A}}{8} = \frac{7}{12}$$

Write the proportion.

$$r \cdot 12 = 56$$

Find the cross products.

$$12r = 56$$

Multiply.

$$\frac{12r}{12} = \frac{56}{12}$$

Divide each side by .

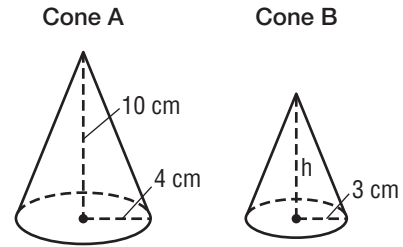
$$r \approx 4.7$$

Simplify.

The radius of cone A is about .

Check Your Progress

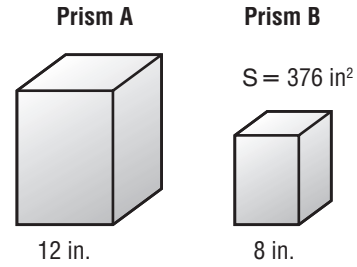
These cones are similar. What is the height of Cone B to the nearest tenth?



EXAMPLE Find Surface Area of a Similar Solid

1 These rectangular prisms are similar. Find the total surface area of Prism A.

The ratio of the measures of Prism A to Prism B is $\frac{12}{8}$ or $\frac{3}{2}$.



$$\frac{\text{surface area of prism A}}{\text{surface area of prism B}} = \left(\frac{a}{b}\right)^2$$

$$\boxed{} = \boxed{}$$

Write a proportion.

$$\boxed{} = \boxed{}$$

Substitute the known values.

$$\boxed{} \cdot \boxed{} = \boxed{} \cdot \boxed{}$$

Simplify.

Find the cross products.

$$\boxed{} = \boxed{}$$

Divide each side

by $\boxed{}$.

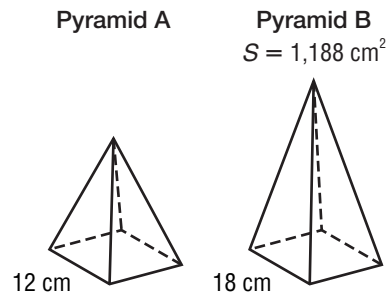
$$S = \boxed{}$$

Simplify.

The surface area of Prism A is $\boxed{}$.

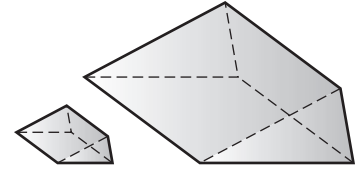
Check Your Progress

These square pyramids are similar. Find the total surface area of Prism A.



EXAMPLE

- 3 TEST EXAMPLE** A triangular prism has a volume of 12 cubic centimeters. Suppose the dimensions are tripled. What is the volume of the new prism?



A 36 cm³

C 324 cm³

B 96 cm³

D 1,728 cm³

Read the Item

You know that the prisms are similar, the ratio of the side lengths is , and the volume of the smaller prism is 12 cubic centimeters.

Solve the Item

Since the volumes of similar solids have a ratio of $\left(\frac{a}{b}\right)^3$ and

$\frac{a}{b} = \frac{1}{3}$, replace a with and b with in $\left(\frac{a}{b}\right)^3$.

$$\frac{\text{volume of smaller prism}}{\text{volume of larger prism}} = \left(\frac{a}{b}\right)^3$$

Write a proportion.

$$\frac{\text{input}}{\text{input}} = \left(\frac{1}{3}\right)^3$$

Substitute known values.

$$\text{input} \cdot \text{input} = \text{input} \cdot \text{input}$$

Find the cross products.

$$\text{input} = V$$

Simplify.

So, the volume of the larger prism is .

The answer is .

Check Your Progress

MULTIPLE CHOICE A hexagonal prism has a volume of 25 cubic inches. Suppose the dimensions are tripled. What is the volume of the new prism?

F 75 in³

H 200 in³

G 120 in³


J 675 in³

HOMEWORK ASSIGNMENT

Page(s):

Exercises:

STUDY GUIDE

	VOCABULARY PUZZLEMAKER	BUILD YOUR VOCABULARY
Use your Chapter 7 Foldable to help you study for your chapter test.	To make a crossword puzzle, word search, or jumble puzzle of the vocabulary words in Chapter 7, go to: glencoe.com	You can use your completed Vocabulary Builder (pages 167–168) to help you solve the puzzle.

7-1



Circumference and Area of Circles

Complete.

- The distance from the center of a circle to any point on the circle is called the , while the distance around the circle is called the .

Find the circumference and area of each circle. Round to the nearest tenth.


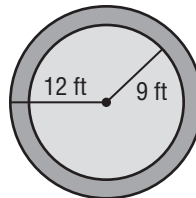
- The radius is 14 miles.
- The diameter is 17.4 in².



7-2

Problem-Solving Investigation: Solve a Simpler Problem

- LANDSCAPING** Laura is helping her father make a circular walkway around a flower bed as shown. What is the area, in square feet, of the walkway?



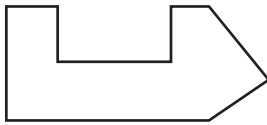
7-3

Area of Composite Figures

5. What is a composite figure?

6. What is the first step in finding the area of a composite figure?

7. Explain how to divide up the figure shown.



7-4

Three-Dimensional Figures

Match each description with the word it describes.

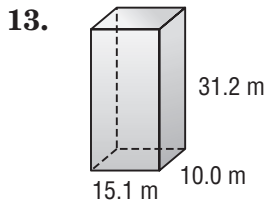
- 8. a flat surface
- 9. a polyhedron with one base that is a polygon and faces that are triangles
- 10. where three or more planes intersect at a point
- 11. where two planes intersect in a line
- 12. a polyhedron with two parallel, congruent faces

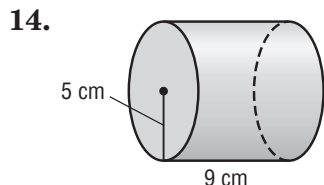
- a. vertex
- b. edge
- c. face
- d. base
- e. prism
- f. pyramid

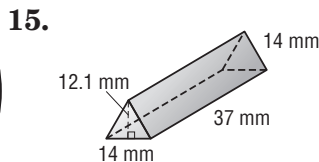
7-5

Volume of Prisms and Cylinders

Find the volume of each solid. Round to the nearest tenth if necessary.



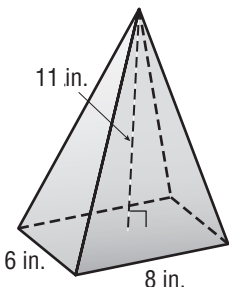




7-6

Volume of Pyramids and Cones

16. Fill in the table about what you know from the diagram. Then complete the volume of the pyramid.



length of rectangle	<input type="text"/>
width of rectangle	<input type="text"/>
area of base	<input type="text"/>
height of pyramid	<input type="text"/>
volume of pyramid	<input type="text"/>

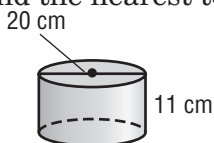
7-7

Surface Area of Prisms and Cylinders

17. Complete the sentence with the correct numbers. When you draw a net of a triangular prism, there are congruent triangular faces and rectangular faces.

18. If you unroll a cylinder, what does the net look like?

19. Find the surface area of the cylinder. Round the nearest tenth.



7-8

Surface Area of Pyramids

20. Complete the steps in finding the surface area of a square pyramid.

Area of each lateral face

$$A = \frac{1}{2}bh$$

$$A = \frac{1}{2}(9)(16)$$

$$A = 72$$

There are faces, so the lateral area is $4(72) =$

square inches.

Area of base

$$A = s^2$$

$$A = 9^2 \text{ or } 81$$

The surface area of the square pyramid is +

or square inches.

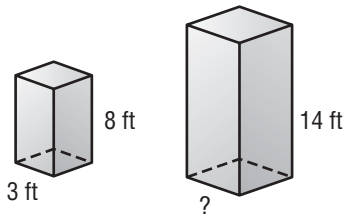
21. What two areas are needed to calculate the surface area of a cone?

7-9

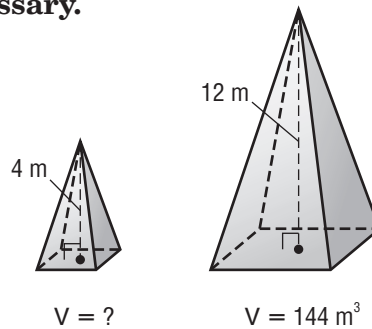
Similar Solids

Find the missing measure for each pair of similar solids. Round to the nearest tenth if necessary.

- 22.



- 23.



Math Online

Visit glencoe.com to access your textbook, more examples, self-check quizzes, and practice tests to help you study the concepts in Chapter 7.

ARE YOU READY FOR THE CHAPTER TEST?

Check the one that applies. Suggestions to help you study are given with each item.

I completed the review of all or most lessons without using my notes or asking for help.

- You are probably ready for the Chapter Test.
- You may want to take the Chapter 7 Practice Test on page 409 of your textbook as a final check.

I used my Foldable or Study Notebook to complete the review of all or most lessons.

- You should complete the Chapter 7 Study Guide and Review on pages 405–408 of your textbook.
- If you are unsure of any concepts or skills, refer to the specific lesson(s).
- You may also want to take the Chapter 7 Practice Test on page 409.

I asked for help from someone else to complete the review of all or most lessons.

- You should review the examples and concepts in your Study Notebook and Chapter 7 Foldable.
- Then complete the Chapter 7 Study Guide and Review on pages 405–408 of your textbook.
- If you are unsure of any concepts or skills, refer to the specific lesson(s).
- You may also want to take the Chapter 7 Practice Test on page 409.

Student Signature

Parent/Guardian Signature

Teacher Signature

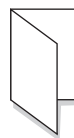
Algebra: More Equations and Inequalities

FOLDABLES®

Use the instructions below to make a Foldable to help you organize your notes as you study the chapter. You will see Foldable reminders in the margin of this Interactive Study Notebook to help you in taking notes.

Begin with a plain sheet of 11" × 17" paper.

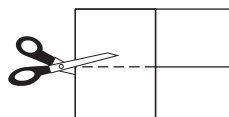
STEP 1 **Fold** in half lengthwise.



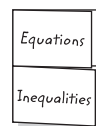
STEP 2 **Fold** again from top to bottom.



STEP 3 **Open** and cut along the second fold to make two tabs.



STEP 4 **Label** each tab as shown.



NOTE-TAKING TIP: When you take notes, define new terms and write about the new concepts you are learning in your own words. Write your own examples that use the new terms and concepts.

BUILD YOUR VOCABULARY

This is an alphabetical list of new vocabulary terms you will learn in Chapter 8. As you complete the study notes for the chapter, you will see Build Your Vocabulary reminders to complete each term's definition or description on these pages. Remember to add the textbook page number in the second column for reference when you study.

Vocabulary Term	Found on Page	Definition	Description or Example
coefficient			
constant			
equivalent expressions			
like terms			
simplest form			
simplifying the expression			
term			
two-step equation			

MAIN IDEA

- Use the Distributive Property to simplify algebraic expressions.

BUILD YOUR VOCABULARY (page 196)

Equivalent expressions are expressions that have the regardless of the value of the variable.

EXAMPLE Write Equivalent Expressions

- 1 Use the Distributive Property to rewrite $3(x + 5)$.

$$\begin{aligned} 3(x + 5) &= 3(x) + 3(5) \\ &= 3x + \boxed{} \quad \text{Simplify.} \end{aligned}$$

Check Your Progress Use the Distributive Property to rewrite each expression.

a. $2(x + 6)$

b. $(a + 6)3$

EXAMPLES Write Expressions with Subtraction

Use the Distributive Property to rewrite each expression.

1 $(q - 3)9$

$$\begin{aligned} (q - 3)9 &= [q + (-3)]9 && \text{Rewrite } q - 3 \text{ as } q + (-3) \\ &= (\boxed{})9 + (\boxed{})9 && \text{Distributive Property.} \\ &= \boxed{} + (\boxed{}) && \text{Simplify.} \\ &= \boxed{} - \boxed{} && \text{Definition of subtraction.} \end{aligned}$$

2 $-3(z - 7)$

$$\begin{aligned} -3(z - 7) &= -3[z + (-7)] && \text{Rewrite } z - 7 \text{ as } z + (-7). \\ &= -3(z) + (-3)(-7) && \text{Distributive Property} \\ &= -3z + \boxed{} && \text{Simplify.} \end{aligned}$$

REVIEW IT

What is the sign of the product when you multiply two integers with different signs with the same sign? (Lesson 1-6)

Check Your Progress Use the Distributive Property to rewrite each expression.

a. $(q - 2)8$

b. $-2(z - 4)$

BUILD YOUR VOCABULARY (page 196)

When a plus sign separates an algebraic expression into parts, each part is called a **term**.

The numeric factor of a term that contains a is called the **coefficient** of the variable.

Like terms are terms that contain the variable.

A term without a is called a **constant**.

EXAMPLE Identify Parts of an Expression

4 Identify the terms, like terms, coefficients, and constants in $3x - 5 + 2x - x$.

$$3x - 5 + 2x - x$$

$$= 3x + \left(\text{ } \right) + 2x + \left(\text{ } \right) \quad \text{Definition of Subtraction}$$

$$= 3x + (-5) + 2x + (-1x) \quad \text{Identity Property; } -x = -1x$$

The terms are $3x$, , $2x$, and $-x$. The like terms are $3x$, $2x$, and . The coefficients are 3, , and -1 . The constant is .

Check Your Progress Identify the terms, like terms, coefficients, and constants in $6x - 2 + x - 4x$.

BUILD YOUR VOCABULARY (page 196)

An algebraic expression is in **simplest form** if it has no

and no .

When you use properties to like terms, you are **simplifying the expression**.

EXAMPLES Simplify Algebraic Expressions

Simplify each expression.

5 $6n - n$

$6n$ and n are terms.

$$\begin{aligned} 6n - n &= 6n - \text{} && \text{Identity Property; } n = \text{} \\ &= (6 - 1)n && \text{Distributive Property} \\ &= \text{} && \text{Simplify.} \end{aligned}$$

6 $8z + z - 5 - 9z + 2$

$8z$, z , and are like terms. 5 and are also like terms.

$$\begin{aligned} 8z + z - 5 - 9z + 2 &= 8z + z + \left(\text{\right) + \left(\text{\right) + 2 && \text{Definition of subtraction.} \\ &= 8z + z + (-9z) + (-5) + 2 && \text{Commutative Property} \\ &= [8 + 1 + (-9)] \text{ + [(-5) + 2] && \text{Distributive Property} \\ &= 0z + \text{} && \text{Simplify.} \\ &= \text{} \end{aligned}$$

HOMEWORK ASSIGNMENT

Page(s):

Exercises:

Check Your Progress Simplify each expression.

a. $7n + n$

b. $6z + z - 2 - 8z + 2$

MAIN IDEA

- Solve two-step equations.

REMEMBER IT 

Two-step equations can also be solved using models. Refer to page 534 of your textbook.

BUILD YOUR VOCABULARY (page 196)

A two-step equation contains .

EXAMPLES Solve Two-Step Equations

1 Solve $5y + 1 = 26$.

Use the Subtraction Property of Equality.

$$5y + 1 = 26$$

Write the equation.

$$\boxed{} \boxed{}$$

Subtract from each side.

$$5y = 25$$

Use the Division Property of Equality.

$$5y = 25$$

$$\frac{5y}{\boxed{}} = \frac{25}{\boxed{}}$$

Divide each side by .

$$y = \boxed{}$$

Simplify.

1 Solve $-4 = \frac{1}{3}z + 2$.

$$-4 = \frac{1}{3}z + 2$$

Write the equation.

$$-4 - \boxed{} = \frac{1}{3}z + 2 - \boxed{}$$

Subtract from each side.

$$\boxed{} = \frac{1}{3}z$$

Simplify.

$$\boxed{}(-6) = \boxed{} \cdot \frac{1}{3}z$$

Multiply each side by .

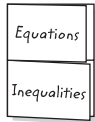
$$\boxed{} = z$$

Simplify.

FOLDABLES

ORGANIZE IT

Under the "Equations" tab, include examples of how to solve a two step equation. You can use your notes later to tell someone else what you learned in this lesson.


Check Your Progress Solve each equation.

a. $3x + 2 = 20$

b. $-5 = \frac{1}{2}z + 8$

EXAMPLE Equations with Negative Coefficients

3 Solve $8 - 3x = 14$.

$$8 - 3x = 14$$

Write the equation.

$$8 + (\quad) = 14$$

Definition of subtraction.

$$8 - 8 + (\quad) = 14 - 8$$

Subtract 8 from each side.

$$-3x = 6$$

Simplify.

$$\frac{-3x}{\quad} = \frac{6}{\quad}$$

 Divide each side by .

$$x = -2$$

Simplify

REMEMBER IT

When you are solving an equation, watch for the negative signs. In Example 3, the coefficient of the variable, x , is -3 , not $+3$. So, divide each side by -3 to solve for x .

Check Your Progress Solve $5 - 2x = 11$.

REVIEW IT

Simplify $-c + 4c$.

EXAMPLE Combine Like Terms First

4 Solve $14 = -k + 3k - 2$.

$$14 = -k + 3k - 2$$

Write the equation.

$$14 = -1k + 3k - 2$$

Property; $-k = 1k$

$$14 = \text{} - 2$$

Combine like terms;
 $-1k + 3k = (-1 + 3)k$ or $2k$.

$$14 + \text{} = 2k - 2 + \text{}$$

Add to each side.

$$16 = 2k$$

Simplify.

$$\frac{16}{\text{$$

Divide each side by .

$$8 = k$$

Simplify.

Check Your Progress

Solve $10 = -n + 4n - 5$.

HOMWORK ASSIGNMENT

Page(s):

Exercises:

MAIN IDEA

- Write two-step equations that represent real-life situations.

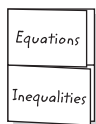
REVIEW IT

What are at least two words that will tell you that a sentence can be written as an equation? (Lesson 1-7)

FOLDABLES

ORGANIZE IT

Record the main ideas, definitions of vocabulary words, and other notes as you learn how to write two-step equations. Write your notes under the "Equations" tab.



EXAMPLES Translate Sentences Into Equations

Translate each sentence into an equation.

Sentence

Equation

- 1 Three more than half a number is 15.

$$\frac{1}{2}n + \square = 15$$

- 2 Nineteen is two more than five times a number.

$$19 = \square + 2$$

- 3 Eight less than twice a number is -35 .

$$\square - 8 = -35$$

EXAMPLE Write and Solve a Two-Step Equation

- 4 **TRANSPORTATION** A taxi ride costs \$3.50 plus \$2 for each mile traveled. If Jan pays \$11.50 for the ride, how many miles did she travel?

Words

\$3.50 plus \$2 per mile equals \$11.50.

Variables

Let m represent the miles driven.

Equation

$$3.50 + 2m = 11.50$$

$$\square + \square = 11.50$$

Write the equation.

$$3.50 - \square + 2m = 11.50 - \square$$

Subtract \square from each side.

$$2m = 8$$

Simplify.

$$\frac{\square}{\square} = \frac{\square}{\square}$$

Divide each side by \square .

$$m = \square$$

Simplify.

Jan traveled \square miles.

Check Your Progress Translate each sentence into an equation.

- a. Five more than one third a number is 7.

- b. Fifteen is three more than six times a number.

- c. Six less than three times a number is -22 .

- d. A rental car costs \$100 plus \$0.25 for each mile traveled. If Kaya pays \$162.50 for the car, how many miles did she travel?

EXAMPLE

- 5 DINING** You and your friend spent a total of \$33 for dinner. Your dinner cost \$5 less than your friend's. How much did you spend for dinner?

Words

Your friend's dinner plus your dinner equals \$33.

Variables

Let f represent the cost of your friend's dinner.

Equation

$$f + f - 5 = 33$$

$$\square = 33$$

Write the equation.

$$\square - 5 = 33$$

Combine like terms.

$$2f - 5 + 5 = 33 + 5$$

Add 5 to both sides.

$$2f = \square$$

Simplify.

(continued on the next page)

$$\square = \square$$

Divide each side by \square .

$$f = \square$$

Simplify.

Your friend spent \square on dinner. So you spent

\square on dinner.

Check Your Progress **DINING** You and your friend spent a total of \$48 for dinner. Your dinner cost \$4 more than your friend's. How much did you spend for dinner?

HOMEWORK ASSIGNMENT

Page(s):

Exercises:

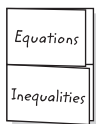
MAIN IDEA

- Solve equations with variables on each side.

FOLDABLES

ORGANIZE IT

Describe in your own words the steps to follow when you solve an equation with variables on both sides. Write an example of such an equation and solve it.



EXAMPLE Equations with Variables on Each Side

1 Solve $7x + 4 = 9x$.

$$7x + 4 = 9x$$

Write the equation.

$$7x - \square + 4 = 9x - \square$$

Subtract \square from each side.

$$\square = \square$$

Simplify by combining like terms.

$$\square = \square$$

Divide each side by \square .

Check Your Progress

Solve $3x + 6 = x$.

EXAMPLE Equations with Variables on Each Side

1 Solve $3x - 2 = 8x + 13$.

$$3x - 2 = 8x + 13$$

Write the equation.

$$3x - \square - 2 = 8x - \square + 13$$

Subtract \square from each side.

$$-5x - 2 = 13$$

Simplify.

$$-5x - 2 + \square = 13 + \square$$

Add \square to each side.

$$\square = \square$$

Simplify.

$$x = \square$$

Divide each side by \square .

Check Your Progress

Solve $4x - 3 = 5x + 7$.

EXAMPLE

- 3 MEASUREMENT** The measure of an angle is 8 degrees more than its complement. If x represents the measure of the angle and $90 - x$ represents the measure of its complement, what is the measure of the angle?

Words

8 less than the measure of an angle equals the measure of its complement.

VariablesLet x and $90 - x$ represent the measures of the angles.**Equation**

$$x - 8 = 90 - x$$

$$\boxed{} = \boxed{}$$

Write the equation.

$$x - 8 \boxed{} = 90 \boxed{} - x$$

Add $\boxed{}$ to each side.

$$x = 98 - x$$

Simplify.

$$x + \boxed{} = 98 - x \boxed{}$$

Add $\boxed{}$ to each side.

$$\boxed{} = 98$$

Simplify.

$$\boxed{} = \boxed{}$$

Divide each side by $\boxed{}$.

$$x = \boxed{}$$

Simplify.

The measure of the angle is $\boxed{}$.**Check Your Progress**

MEASUREMENT The measure of an angle is 12 degrees less than its complement. If x represents the measure of the angle and $90 - x$ represents the measure of its complement, what is the measure of the angle?

**HOMEWORK
ASSIGNMENT**

Page(s): _____

Exercises: _____

Problem-Solving Investigation: Guess and Check

MAIN IDEA

- Guess and check to solve problems.

EXAMPLE

THEATER 120 tickets were sold for the school play. Adult tickets cost \$8 each and child tickets cost \$5 each. The total earned from ticket sales was \$840. How many tickets of each type were sold?

UNDERSTAND You know the cost of each type of ticket, the total number of tickets sold, and the total income from ticket sales.

PLAN Use a systematic guess and check method to find the number of each type of ticket.

SOLVE Find the combination that gives 120 total tickets and \$840 in sales. In the list, a represents adult tickets sold, and c represents child tickets sold.

a	c	$8a + 5c$	Check
50	70	$8(50) + 5(70) = 750$	too low
60	<input type="text"/>	$8(60) + \text{} = \text{}$	<input type="text"/>
<input type="text"/>	<input type="text"/>	<input type="text"/>	<input type="text"/>
<input type="text"/>	<input type="text"/>	<input type="text"/>	<input type="text"/>

CHECK So adult tickets and child tickets were sold.

Check Your Progress **THEATER** 150 tickets were sold for the school play. Adult tickets were sold for \$7.50 each, and child tickets were sold for \$4 each. The total earned from ticket sales was \$915. How many tickets of each type were sold?

HOMEWORK ASSIGNMENT

Page(s): _____

Exercises: _____

MAIN IDEA

- Write and graph inequalities.

EXAMPLES Write Inequalities with $<$ or $>$.

Write an inequality for each sentence.

- 1 **SPORTS** Members of the little league team must be under 14 years old.

Let a = person's age.

$$a \quad \square \quad 14$$

- 2 **CONSTRUCTION** The ladder must be over 30 feet tall to reach the top of the building.

Let h = ladder's height.

$$h \quad \square \quad 30$$

Check Your Progress

Write an inequality for each sentence.

- a. Members of the peewee football team must be under 10 years old.

- b. The new building must be over 300 feet tall.

EXAMPLES Write Inequalities with \leq or \geq

Write an equality for each sentence.

- 3 **POLITICS** The president of the United States must be at least 35 years old.

Let a = president's age.

$$a \quad \square \quad 35$$

- 4 **CAPACITY** A theater can hold a maximum of 300 people.

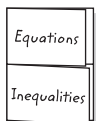
Let p = theater's capacity.

$$p \quad \square \quad 300$$

FOLDABLES

ORGANIZE IT

Record the main ideas about how to write inequalities. Include examples to help you remember. Write your notes under the "Inequalities" tab.



Check Your Progress

Write an inequality for each sentence.

- a. To vote, you must be at least 18 years old.

- b. A football stadium can hold a maximum of 10,000 people.

EXAMPLES Determine the Truth of an Inequality

For the given value, state whether the inequality is *true* or *false*.

5 $x - 4 < 6, x = 0$

$$x - 4 < 6$$

Write the inequality.

$$\square - 4 \stackrel{?}{<} 6$$

Replace x with \square .

$$\square < 6$$

Simplify.

Since \square is less than \square , $\square < \square$ is \square .

6 $3x \geq 4, x = 1$

$$3x \geq 4$$

Write the inequality.

$$3\square \stackrel{?}{\geq} 4$$

Replace x with 1.

$$\square \not\geq 4$$

Simplify.

Since \square is not greater than or equal to 4, the sentence

is \square .

Check Your Progress

For the given value, state whether the inequality is *true* or *false*.

a. $x - 5 < 8, x = 16$

b. $2x \geq 9, x = 5$

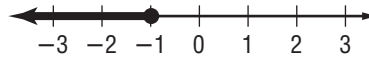
WRITE IT

Write in words what the symbols $<$, $>$, \leq , and \geq mean.

EXAMPLES Graph an Inequality

Graph each inequality on a number line.

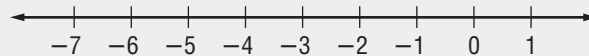
7 $n \leq -1$

Place a circle at -1 . Then draw a line and an arrow to the .The closed circle means the number -1 is included in the graph.

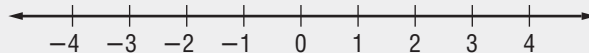
8 $n > -1$

Place an circle at -1 . Then draw a line and an arrow to the .The open circle means -1 is *not* included in the graph.**Check Your Progress** Graph each inequality on a number line.

a. $n \leq -3$



b. $n > -3$

**HOMEWORK
ASSIGNMENT**

Page(s):

Exercises:

Solving Inequalities by Adding or Subtracting

MAIN IDEA

- Solve inequalities by using the Addition or Subtraction Properties of Inequality.

EXAMPLES Solving Inequalities

1 Solve $-21 \geq d - 8$.

$$-21 \geq d - 8$$

Write the inequality.

$$-21 + \square \geq d - 8 + \square$$

Add \square to each side.

$$\square \geq d \text{ or } d \leq \square$$

Simplify.

2 Solve $y + 5 > 11$.

$$y + 5 > 11$$

Write the inequality.

$$y + 5 - \square > 11 - \square$$

Subtract \square from each side.

$$y > \square$$

Simplify.

Check Your Progress

Solve each inequality.

a. $b - 12 > 4$

b. $9 \leq g + 13$

EXAMPLE

3 **TEST EXAMPLE** Kayta took \$12 to the bowling alley. Shoe rental costs \$3.75. What is the most he could spend on games and snacks?

Read the Item

Since we want to find the most he could spend, use less than or equal to.

Solve the Item

Let x = the amount Kayta could spend on games and snacks.

Estimate $\$12 - \$4 = \$\square$

shoe rental	plus	games and snacks	is less than or equal to	\$12
<input style="width: 50px; height: 30px;" type="text"/>	<input style="width: 30px; height: 30px;" type="text"/>	<input style="width: 50px; height: 30px;" type="text"/>	<input style="width: 50px; height: 30px;" type="text"/>	<input style="width: 50px; height: 30px;" type="text"/>

$$\$3.75 + d \leq \$12$$

Write the inequality.

$$\$3.75 - \boxed{} + d \leq \$12 - \boxed{}$$

Subtract
from each side.

$$d \leq \boxed{}$$

Simplify.

Kayta could spend no more than on games and snacks.

HOMEWORK ASSIGNMENT

Page(s):

Exercises:

Check Your Progress

Monique took \$20 to the bookstore. She spent \$2.25 on a snack at the library café. What is the most she could spend on books?

Solving Inequalities by Multiplying or Dividing

MAIN IDEA

- Solve inequalities by using the Multiplication or Division Properties of Inequality.

EXAMPLES Solve Inequalities by Multiplying or Dividing

1 Solve $6x < -30$.

$$6x < -30$$

Write the inequality.

$$\frac{6x}{\square} < \frac{-30}{\square}$$

Divide each side by \square .

$$x < \square$$

Simplify.

2 Solve $\frac{1}{2}p \geq 9$.

$$\frac{1}{2}p \geq 9$$

Write the inequality.

$$\left(\square\right)\left(\frac{1}{2}p\right) \geq \left(\square\right)(9)$$

Multiply each side by \square .

$$p \geq \square$$

Check Your Progress Solve each inequality.

a. $4x < -24$

b. $\frac{1}{2}p > 5$

EXAMPLES Multiply or Divide by a Negative Number

3 Solve $\frac{b}{-4} \leq 5$.

$$\frac{b}{-4} \leq 5$$

Write the inequality.

$$\left(\square\right)\left(\frac{b}{-4}\right) \square \left(\square\right)(5)$$

Multiply each side by \square
and reverse the symbol.

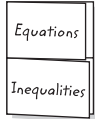
$$b \geq \square$$

Simplify.

FOLDABLES

ORGANIZE IT

Describe in your own words the steps to follow when you solve an inequality by multiplying or dividing by a negative number.

4 Solve $-4n > -60$.

$$\frac{-4n}{\square} < \frac{-60}{\square}$$

$$n < \square$$

Write the inequality.

Divide each side by \square and reverse symbol.

Simplify.

Check Your Progress

Solve each inequality.

a. $\frac{x}{-3} \leq 7$ \square

b. $-8b < -56$ \square

EXAMPLE

5 PACKAGES A box weighs 1 pound. It is filled with books that weigh 2 pounds each. Jesse can carry at most 20 pounds. Assuming space is not an issue, write and solve an inequality to find how many books he can put in the box and still carry it.

The phrase *at most* means *less than or* \square *to*.**WORDS** 1 lb plus 2 lb per book is less than or equal to \square lb.**VARIABLE** Let p represent the number of \square put in the box.**INEQUALITY**

1

\square

 $2p$ \leq

\square

$1 + 2p \leq 20$

Write the inequality.

$1 - \square + 2p \leq 20 - \square$

Subtract \square from each side.

$2p \leq \square$

Simplify.

$\frac{2p}{\square} \leq \frac{19}{\square}$

Divide each side by \square .

$p \leq \square$

Simplify.

Since Jesse can not put half a book in the box, Jesse can put at most \square books in the box.

Check Your Progress


PACKAGES A box weighs 2 pounds. It is filled with toys that weigh 1 pound each. Danielle can carry at most 30 pounds. How many toys can she put in the box and still carry it?

HOMEWORK ASSIGNMENT

Page(s):

Exercises:

STUDY GUIDE

	VOCABULARY PUZZLEMAKER	BUILD YOUR VOCABULARY
Use your Chapter 8 Foldable to help you study for your chapter test.	To make a crossword puzzle, word search, or jumble puzzle of the vocabulary words in Chapter 8, go to: glencoe.com	You can use your completed Vocabulary Builder (page 196) to help you solve the puzzle.

8-1

Simplifying Algebraic Expressions

1. Simplify the expression $3x - 4 - 8x + 2$ by writing the missing information:

and are like terms. and are also like terms.

$$3x - 4 - 8x + 2 = 3x + \text{} + (-8x) + 2 \quad \text{Definition of subtraction}$$

$$= 3x + \text{} + (-4) + 2 \quad \text{Commutative Property}$$

$$= \text{}x + -4 + 2 \quad \text{Distributive Property}$$

$$= \text{} \quad \text{Simplify.}$$

8-2

Solving Two-Step Equations

2. Define *two-step equation*.

What is the first step in solving each equation?

3. $3y - 2 = 16$

4. $5 - 6x = -19$

5. $32 = 4b + 6 - b$

8-3

Writing Two-Step Equations

Write each sentence as an algebraic equation.

6. Four less than six times a number is -40 .

7. The quotient of a number and 9, decreased by 3 is equal to 24.

8. Jennifer bought 3 CDs, each having the same price. Her total for the purchase was \$51.84, which included \$3.84 in sales tax. Find the price of each CD.

Let p represent

Equation: Price of 3 CDs + =

$$\square + \square = 51.84$$

$$3p + 3.84 - \square = 51.84 - \square$$

$$\square = \square$$

$$\square = \frac{48}{3}$$

$$p = \square$$

8-4

Solving Equations with Variables on Each Side

Solve each equation.

9. $3x + 2 = 2x + 5$

10. $6x - 2 = 3x$

11. $7x - 2 = 9x + 6$

8-5

Problem-Solving Investigation: Guess and Check

12. **PROMOTIONS** A sports drink company is offering free mountain bikes to people who collect enough points by buying bottles of the drink. You earn 5 points when you buy a 20-ounce bottle, and you earn 10 points when you buy a 32-ounce bottle. To get the bike, you need to have 915 points. What is the least number of bottles of sports drink you would have to buy in order to get the bike?

13. **NUMBER THEORY** The product of a number and its next two consecutive whole numbers is 60. What are the numbers?

8-6

Inequalities

Write an inequality for each sentence using the symbol $<$, $>$, \leq , or \geq .

14. Children under the age of 2 fly free.

15. You must be at least 12 years old to go on the rocket ride.

Write the solution shown by each graph.



8-7

Solving Inequalities by Adding or Subtracting

Solve each inequality. Check your solution.

18. $8 + x > 12$

19. $n - 3 \leq -5$

20. $1 < g - 6$

8-8

Solving Inequalities by Multiplying or Dividing

Solve each inequality. Check your solution.

21. $7m \geq 77$

22. $\frac{x}{5} > -3$

23. $-12b \leq 48$

Math Online

Visit glencoe.com to access your textbook, more examples, self-check quizzes, and practice tests to help you study the concepts in Chapter 8.

ARE YOU READY FOR THE CHAPTER TEST?

Check the one that applies. Suggestions to help you study are given with each item.

I completed the review of all or most lessons without using my notes or asking for help.

- You are probably ready for the Chapter Test.
- You may want to take the Chapter 8 Practice Test on page 459 of your textbook as a final check.

I used my Foldable or Study Notebook to complete the review of all or most lessons.

- You should complete the Chapter 8 Study Guide and Review on pages 454–458 of your textbook.
- If you are unsure of any concepts or skills, refer back to the specific lesson(s).
- You may also want to take the Chapter 8 Practice Test on page 459.

I asked for help from someone else to complete the review of all or most lessons.

- You should review the examples and concepts in your Study Notebook and Chapter 8 Foldable.
- Then complete the Chapter 8 Study Guide and Review on pages 454–458 of your textbook.
- If you are unsure of any concepts or skills, refer back to the specific lesson(s).
- You may also want to take the Chapter 8 Practice Test on page 459.

Student Signature

Parent/Guardian Signature

Teacher Signature

Algebra: Linear Functions

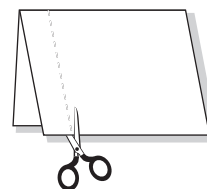
FOLDABLES®

Use the instructions below to make a Foldable to help you organize your notes as you study the chapter. You will see Foldable reminders in the margin of this Interactive Study Notebook to help you in taking notes.

Begin with seven sheets of $8\frac{1}{2}$ " \times 11" paper.


STEP 1

Fold a sheet of paper in half lengthwise. Cut a 1" tab along the left edge through one thickness.




STEP 2

Glue the 1" tab down. Write the title of the lesson on the front tab.



STEP 3

Repeat Steps 1–2 for the remaining sheets of paper. Staple together to form a booklet.



NOTE-TAKING TIP: When you begin studying a chapter in a textbook, first skim through the chapter to become familiar with the topics. As you skim, write questions about what you don't understand and what you'd like to know. Then, as you read the chapter, write answers to your questions.

BUILD YOUR VOCABULARY

This is an alphabetical list of new vocabulary terms you will learn in Chapter 9. As you complete the study notes for the chapter, you will see Build Your Vocabulary reminders to complete each term's definition or description on these pages. Remember to add the textbook page number in the second column for reference when you study.

Vocabulary Term	Found on Page	Definition	Description or Example
arithmetic sequence			
common difference			
constant of variation			
direct variation			
domain			
function			
function table			
line of fit			
linear function			

(continued on the next page)

Vocabulary Term	Found on Page	Definition	Description or Example
range			
rise			
run			
scatter plot			
sequence			
slope			
slope-intercept form			
system of equations			
system of inequalities			
term			
y-intercept			

MAIN IDEA

- Write algebraic expressions to determine any term in an arithmetic sequence.

BUILD YOUR VOCABULARY (pages 221–222)

A **sequence** is an of numbers.

Each number in a is called a **term**.

An **arithmetic sequence** is a sequence in which the between any two consecutive terms is the same.

The difference between any two in an sequence is called the **common difference**.

EXAMPLE Identify Arithmetic Sequences

- 1 State whether the sequence 23, 15, 7, -1, -9, ... is arithmetic. If it is, state the common difference. Write the next three terms of the sequence.

$$23, \quad 15, \quad 7, \quad -1, \quad -9$$

Notice that $15 - 23 = -8$, $7 - 15 = -8$, and so on.

The terms have a common of -8 , so the sequence is .

Continue the pattern to find the next three terms.

$$-9, \quad \boxed{}, \quad \boxed{}, \quad \boxed{}$$

The next three terms are , , and .

Check Your Progress State whether the sequence 29, 27, 25, 23, 21, . . . is arithmetic. If it is, state the common difference. Write the next three terms of the sequence.

EXAMPLE Describe an Arithmetic Sequence

- 1** Write an expression that can be used to find the n th term of the sequence 0.6, 1.2, 1.8, 2.4, Then write the next three terms.

Use a table to example the sequence.

Term Number (n)	1	2	3
Term	0.6	1.2	1.8

The terms have a common difference of 0.6. Also, each term is times its term number.

An expression that can be used to find the n th term is .

The next three terms are , , and .

Check Your Progress Write an expression that can be used to find the n th term of the sequence 1.5, 3, 4.5, 6, Then write the next three terms.

EXAMPLE

3 TRANSPORTATION This arithmetic sequence shows the cost of a taxi ride for 1, 2, 3, and 4 miles. What would be the cost of a 9-mile ride?

Miles	Cost (\$)
1	5.25
2	7.00
3	8.75
4	10.50

The common difference between the costs is . This implies that the expression for the n th mile is . Compare each cost to the value of for each number of miles.

Each cost is 3.50 more than . So, the expression is the cost of a taxi ride for n miles. To find the cost of a 9-mile ride, let c represent the cost. Then write and solve an equation for $n = 9$.

Miles	Cost (\$)	$1.75n$
1	5.25	1.75
2	7.00	3.50
3	8.75	5.25
4	10.50	7.00

$c = 1.75n + 3.50$

Write the equation.

$c = 1.75$ $+ 3.50$

Replace n with .

$c =$ $+ 3.50$ or

Simplify.

It would cost for a 9-mile taxi ride.

Check Your Progress

TRANSPORTATION This arithmetic sequence shows the cost of a taxi ride for 1, 2, 3, and 4 miles. What would be the cost of a 15-mile ride?

Miles	Cost (\$)
1	6.00
2	7.50
3	9.00
4	10.50

HOMEWORK ASSIGNMENT

Page(s): _____

Exercises: _____

MAIN IDEA

- Complete function tables.

BUILD YOUR VOCABULARY (pages 221–222)

A where one thing another is called a **function**.

EXAMPLE Find a Function Value

Find each function value.

1 $f(4)$ if $f(x) = x - 8$

$$f(x) = x - 8$$

$$f(\text{□}) = \text{□} - 8$$

$$= \text{□}$$

$$\text{So, } f(4) = \text{□}.$$

Write the function.

Substitute for x into the function rule.

Simplify.

1 $f(-6)$ if $f(x) = 3x + 4$

$$f(x) = 3x + 4$$

$$f(\text{□}) = 3(\text{□}) + 4$$

$$f(\text{□}) = \text{□} + 4$$

$$= \text{□}$$

$$\text{So, } f(-6) = \text{□}.$$

Write the function.

Substitute for x into the function rule.

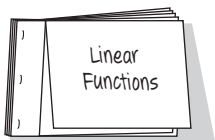
Multiply.

Simplify.

FOLDABLES

ORGANIZE IT

In your Foldable, write how you would find the value of a function. You may wish to include an example.



Check Your Progress Find each function value.

a. $f(2)$ if $f(x) = x - 7$

b. $f(-2)$ if $f(x) = 2x + 6$

BUILD YOUR VOCABULARY (pages 221–222)

The set of values in a function is called the **domain**.

The set of values in a function is called the **range**.

You can use a **function table** to organize the input, , and output.

EXAMPLE Make a Function Table

- 1 Complete the function table for $f(x) = 4x - 1$. Then state the domain and the range of the function.

Substitute each value of x , or , into the function rule.

Then simplify to find the .

Input x	Rule $4x - 1$	Output $f(x)$
-3		
-2		
-1		
0		
1		

$$f(x) = 4x - 1$$

$$f(-3) = \text{} \text{ or } \text{$$

$$f(-2) = \text{} \text{ or } \text{$$

$$f(-1) = \text{} \text{ or } \text{$$

$$f(0) = \text{} \text{ or } \text{$$

$$f(1) = \text{} \text{ or } \text{$$

Input x	Rule $4x - 1$	Output $f(x)$
-3	<input type="text"/>	<input type="text"/>
-2	<input type="text"/>	<input type="text"/>
-1	<input type="text"/>	<input type="text"/>
0	<input type="text"/>	<input type="text"/>
1	<input type="text"/>	<input type="text"/>

The domain is .

The range is .

Check Your Progress

Complete the function table for $f(x) = 3x - 2$. Then state the domain and the range of the function.

Input x	Rule $3x - 2$	Output $f(x)$
-3	<input type="text"/>	<input type="text"/>
-2	<input type="text"/>	<input type="text"/>
-1	<input type="text"/>	<input type="text"/>
0	<input type="text"/>	<input type="text"/>
1	<input type="text"/>	<input type="text"/>

EXAMPLE Functions with Two Variables

- 4 PARKING FEES** The price for parking at a city lot is \$3.00 plus \$2.00 per hour. Write a function to represent the price of parking for h hours. Then determine how much would it cost to park at the lot for 2 hours.

Words Cost of parking equals \$3.00 plus \$2.00 per hour.

Function $p = \square + \square$

The function $p = \square$ represents the situation.

Substitute \square for h into the function rule.

$$p = \square + \square$$

$$p = 3 + 2\square \text{ or } \square$$

It will cost \square to park for 2 hours.

Check Your Progress

TAXI The price of a taxi ride is \$5.00 plus \$20.00 per hour. Write a function using two variables to represent the price of riding a taxi for h hours. Then determine how much would it cost for a 3-hour taxi ride.

HOMEWORK ASSIGNMENT

Page(s): _____

Exercises: _____

MAIN IDEA

- Represent linear functions using function tables and graphs.

EXAMPLE

- 1 MUSIC** During a clearance sale, a music store is selling CDs for \$3 and tapes for \$1. Graph the function $3x + y = 6$ to find how many CDs and tapes Bill can buy with \$6.

First, rewrite the equation by solving for y .

$$3x + y = 6$$

Write the equation.

$$3x - \square + y = 6 - \square$$

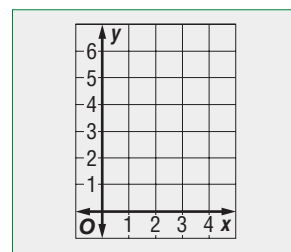
Subtract \square from each side.

$$y = 6 - 3x$$

Simplify.

Choose values for x and substitute them to find y . Then graph the ordered pairs.

x	$y = 6 - 3x$	y	(x, y)
0	$y = 6 - 3\square$	\square	\square
1	$y = 6 - 3\square$	\square	\square
2	$y = 6 - 3\square$	\square	\square




He cannot buy negative numbers of CDs or tapes, so the

solutions are \square CDs and \square tapes, \square CD and \square

tapes, or \square CDs and \square tapes.

Check Your Progress


BAKE SALE During a bake sale, a plate of brownies is sold for \$2 and a plate of cookies is sold for \$1. Graph the function $2x + y = 4$ to find how many plates of brownies and cookies Craig can buy with \$4.



FOLDABLES

ORGANIZE IT

In your Foldable, include a linear function and its graph.



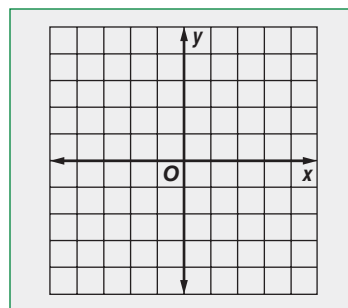
EXAMPLE Graph a Function**1** Graph $y = x - 3$.

Step 1 Choose some values for x . Make a function table. Include a column of ordered pairs of the form (x, y) .

x	$x - 3$	y	(x, y)
0	<input type="text"/> - 3	<input type="text"/>	<input type="text"/>
1	<input type="text"/> - 3	<input type="text"/>	<input type="text"/>
2	<input type="text"/> - 3	<input type="text"/>	<input type="text"/>
3	<input type="text"/> - 3	<input type="text"/>	<input type="text"/>

Step 2 Graph each ordered pair.

Draw a line that passes through each point. Note that the ordered pair for any point on this line is a solution of $y = x - 3$. The line is the complete graph of the function.



Check It appears from the graph that $(-1, -4)$ is also a solution. Check this by substitution.

$$y = x - 3$$

Write the function.

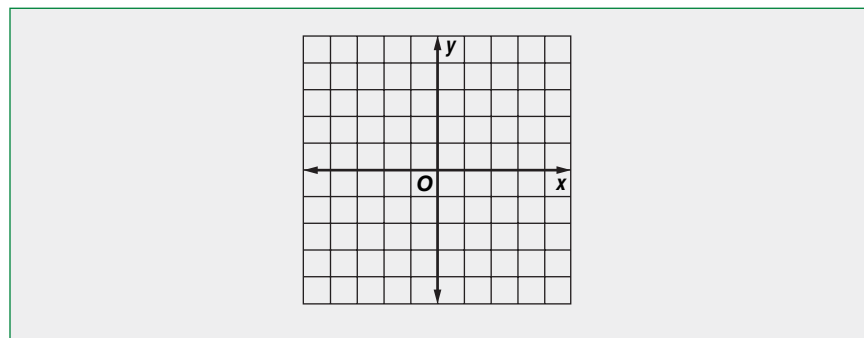
$$\text{[]} \stackrel{?}{=} \text{[]} - 3$$

Replace x and y .

$$\text{[]} = \text{[]}$$

Simplify.

Check Your Progress Graph $y = x - 2$.



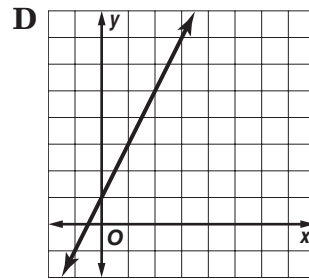
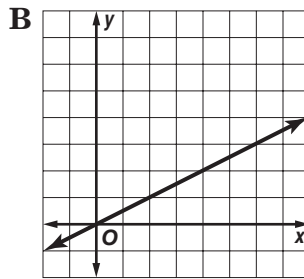
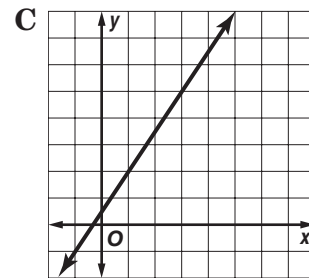
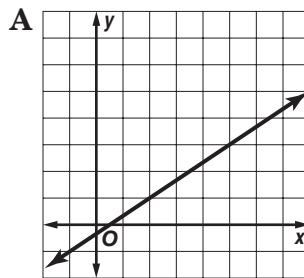
BUILD YOUR VOCABULARY (pages 221–222)

A function in which the graph of solutions forms a is called a **linear function**.

EXAMPLE

3 TEST EXAMPLE Which line graphed below best represents the table of values for the ordered pairs (x, y) ?

x	y
0	1
1	3
2	5
3	7

**Read the Item**

You need to decide which of the four graphs represents the data in the table.


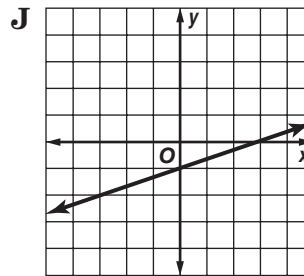
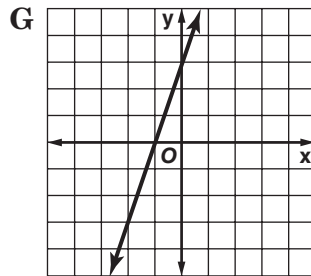
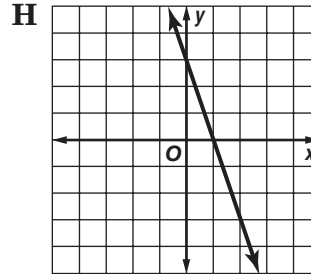
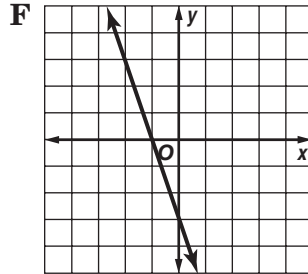
Solve the Item

The values in the table represent the ordered pairs , , and . Test the ordered pairs with each graph. Graph is the only graph which contains all these ordered pairs. The answer is .

Check Your Progress **MULTIPLE CHOICE**

Which line graphed below best represents the table of values for the ordered pairs (x, y) ?

x	y
0	3
1	0
2	-3
3	-6



HOMEWORK ASSIGNMENT

Page(s):

Exercises:

MAIN IDEA

- Find the slope of a line using the slope formula.

BUILD YOUR VOCABULARY (pages 221–222)

Slope is the of the rise, or change, to the run, or change.

EXAMPLE

- 1 ACCESS RAMPS** The access ramp from the sidewalk to the door of a hotel rises 8 inches for every horizontal change of 96 inches. What is the slope of the access ramp?

$$\text{slope} = \frac{\text{rise}}{\text{run}} \quad \text{Definition of slope}$$

$$= \frac{8}{96} \quad \text{rise} = 8 \text{ inches, run} = 96 \text{ inches}$$

$$= \frac{1}{12} \quad \text{Simplify.}$$

The slope of the access ramp is .

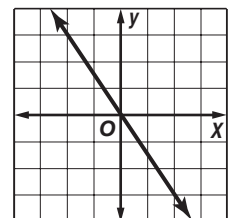
Check Your Progress

ACCESS RAMPS The access ramp from the sidewalk to the door of an office building rises 14 inches for every horizontal change of 210 inches. What is the slope of the access ramp?

EXAMPLE Find Slope Using a Graph

- 1** Find the slope of the line.

Choose two points on the line. The vertical change is -3 units while the horizontal change is 2 units.



$$\text{slope} = \frac{\text{rise}}{\text{run}}$$

Definition of slope

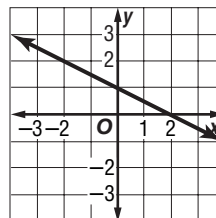
$$= \boxed{}$$

$$\text{rise} = \boxed{}, \text{run} = \boxed{}$$

The slope of the line is $\boxed{}$.

Check Your Progress

Find the slope of the line.



EXAMPLE Find Slope Using a Table

3 The points given in the table lie on a line. Find the slope of the line. Then graph the line.

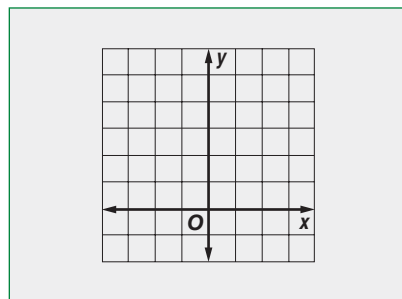
<i>x</i>	-3	-1	1
<i>y</i>	-2	1	4

$$\text{slope} = \frac{\text{change in } y}{\text{change in } x}$$

$$= \boxed{}$$

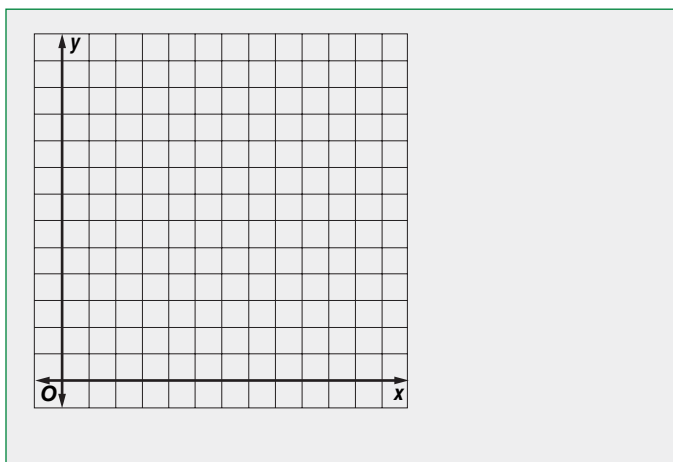
$$= \boxed{}$$

The slope is $\boxed{}$.



Check Your Progress

The points given in the table below lie on a line. Find the slope of the line. Then graph the line.



<i>x</i>	<i>y</i>
2	5
5	7
8	9
11	11

EXAMPLE Positive Slope

- 4 Find the slope of the line that passes through $A(3, 3)$ and $B(2, 0)$.

$$m = \frac{y_2 - y_1}{x_2 - x_1}$$

Definition of slope

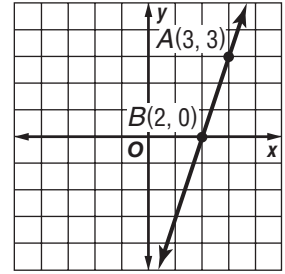
$$m = \frac{0 - 3}{2 - 3}$$

$$(x_1, y_1) = (3, 3)$$

$$(x_2, y_2) = (2, 0)$$

$$m = \frac{3}{1} \text{ or } 3$$

Simplify.



EXAMPLE Negative Slope

- 5 Find the slope of the line that passes through $X(-2, 3)$ and $Y(3, 0)$.

$$m = \frac{y_2 - y_1}{x_2 - x_1}$$

Definition of slope

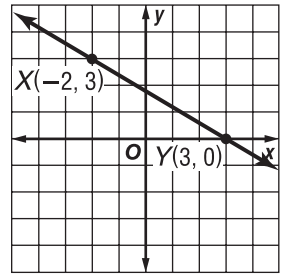
$$m = \frac{\boxed{}}{\boxed{}}$$

$$(x_1, y_1) = (-2, 3)$$

$$(x_2, y_2) = (3, 0)$$

$$m = \frac{-3}{5} \text{ or } -\frac{3}{5}$$

Simplify.



Check Your Progress

Find the slope of the line that passes through each pair of points.

- a. $A(4, 3)$ and $B(1, 0)$

- b. $X(-3, 3)$ and $Y(1, 0)$

**HOMEWORK
ASSIGNMENT**

Page(s):

Exercises:

MAIN IDEA

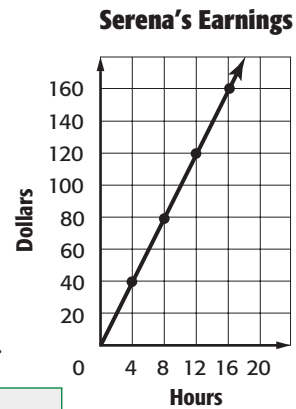
- Use direct variation to solve problems.

BUILD YOUR VOCABULARY (pages 221–222)

When two variable quantities have a , their relationship is called a **direct variation**. The constant is called the **constant variation**.

EXAMPLE Find a Constant Ratio

1 EARNINGS The amount of money Serena earns at her job varies directly as the number of hours she works. Determine the amount Serena earns per hour.



Since the graph of the data forms a

line, the rate of change .

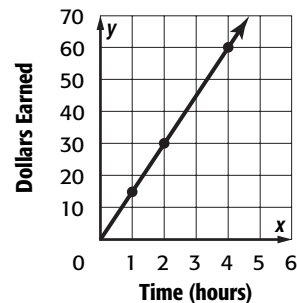
Use the graph to find .

$\frac{\text{amount earned}}{\text{hours worked}} \rightarrow$

Serena earns .

Check Your Progress

EARNINGS The amount of money Elizabeth earns at her job varies directly as the number of hours she works. Determine the amount Elizabeth earns per hour.



KEY CONCEPT

In a direct variation, the ratio of y to x is constant. This can be stated as y varies directly with x . A direct variation can be represented algebraically as $k = \frac{y}{x}$ or $y = kx$ where $k \neq 0$.

EXAMPLE Solve a Direct Variation

1 SHOPPING The total cost for cans of soup varies directly as the number of cans purchased. If 4 cans of soup cost \$5, how much would it cost to buy 8 cans?

METHOD 1 Use an equation.

Write an equation of direct variation. Let x represent the number of cans and let y represent the cost.

$$y = kx \quad \text{Direct variation}$$

$$\boxed{} = k \boxed{} \quad y = \boxed{}, x = \boxed{}$$

$$1.25 = k \quad \text{Simplify.}$$

$$y = \boxed{} \quad \text{Substitute for } \boxed{}.$$

Use the equation to find y when $x = 8$.

$$y = 1.25x$$

$$y = 1.25 \boxed{} \quad x = \boxed{}$$

$$y = \boxed{} \quad \text{Multiply.}$$

METHOD 2 Use a proportion.

$$\begin{array}{ccc} \text{cans} & \longrightarrow & \frac{4}{5} = \frac{8}{y} \longleftarrow \text{cans} \\ \text{cost} & \longrightarrow & \frac{5}{y} \longleftarrow \text{cost} \end{array}$$

$$\boxed{} = \boxed{} \quad \text{Find the cross products.}$$

$$4y = 40 \quad \text{Multiply.}$$

$$\frac{4y}{4} = \frac{40}{4} \quad \text{Divide each side by 4.}$$

$$y = \boxed{} \quad \text{Simplify.}$$

It would cost $\boxed{}$ to buy 8 cans.

Check Your Progress

SHOPPING A grocery store sells 6 apples for \$2.70. How much would it cost to buy 10 apples?

EXAMPLES Identify Direct Variation

Determine whether each linear function is a direct variation. If so, state the constant of variation.

3 Days, x	2	4	6	8
Hours worked, y	16	32	54	72

Compare the ratios to check for a common ratio.

$\frac{\text{hours}}{\text{days}} \rightarrow$

The ratios are , so the function is

.

4 Hours, x	3	6	9	12
Miles, y	25.5	51	76.5	102

Compare the ratios to check for a common ratio.

$\frac{\text{miles}}{\text{hours}} \rightarrow$

Since the ratios are , the function is

a direct variation. The constant of variation is .

Check Your Progress Determine whether the linear function is a direct variation. If so, state the constant of variation.

a.

Days, x	1	2	3	4
Hours worked, y	8	16	24	32

b.

Hours, x	2	4	6	8
Miles, y	12	25	35	45

HOMEWORK ASSIGNMENT

Page(s):

Exercises:

MAIN IDEA

- Graph linear equations using the slope and y-intercept.

BUILD YOUR VOCABULARY (pages 221–222)

Slope-intercept form is when an equation is written in the form $y = mx + b$, where m is the slope and b is the y-intercept.

EXAMPLES Find the Slopes and y-intercepts of Graphs

State the slope and the y-intercept of the graph of each equation.

1 $y = \frac{3}{4}x - 5$

$$y = \frac{3}{4}x + (\quad)$$

Write the equation in the form $y = mx + b$.

$$y = mx + b$$

$$m = \frac{3}{4}, b = (\quad)$$

The slope of the graph is $\frac{3}{4}$, and the y-intercept is -5 .

2 $2x + y = 8$

$$2x + y = 8$$

Write the original equation.

$$-2x - 2x$$

Subtract $2x$ from each side.

$$y = -2x + 8$$

Simplify.

$$y = -2x + 8$$

Write the equation in the form $y = mx + b$.

$$y = mx + b$$



$$m = -2, b = 8$$

The slope of the graph is -2 and the y-intercept is 8 .

Check Your Progress State the slope and the y -intercept of the graph of each equation.

a. $y = \frac{1}{4}x - 2$

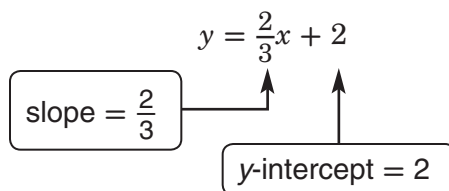
b. $3x + y = 5$



EXAMPLE Graph an Equation

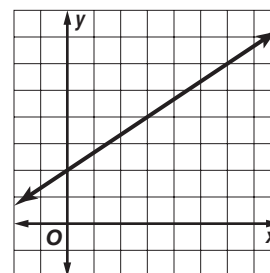
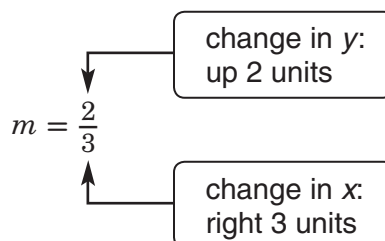
3 Graph $y = \frac{2}{3}x + 2$ using the slope and y -intercept.

Step 1 Find the slope and y -intercept.



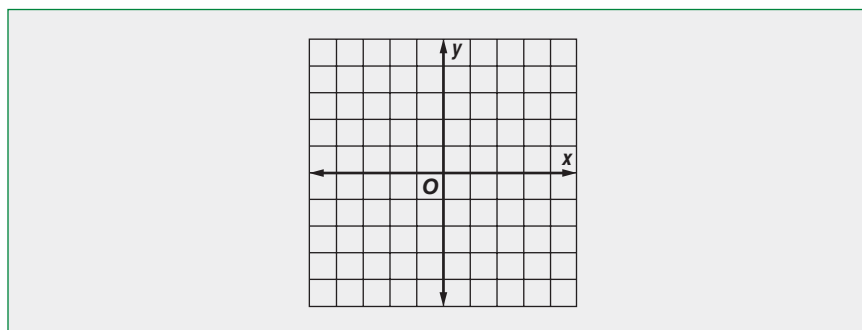
Step 2 Graph the y -intercept .

Step 3 Use the slope to locate a second point on the line.



Step 4 Draw a line through the two points.

Check Your Progress Graph $y = \frac{1}{3}x + 3$ using the slope and y -intercept.



HOMWORK ASSIGNMENT

Page(s): _____

Exercises: _____

MAIN IDEA

- Solve systems of equations by graphing.

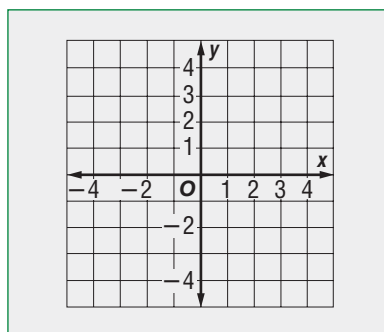
BUILD YOUR VOCABULARY (pages 221–222)

A system of equations consists of two and two .

EXAMPLE One Solution

- 1 Solve the system $y = 3x - 2$ and $y = x + 1$ by graphing.

Graph each equation on the same coordinate plane.



The graphs appear to intersect at .

Check in both equations by replacing with and with .

Check

$$y = 3x - 2$$

$$y = x + 1$$

$$\text{ } \stackrel{?}{=} 3 \text{ } - 2$$

$$\text{ } \stackrel{?}{=} \text{ } + 1$$

$$2.5 \stackrel{?}{=} \text{ } - 2$$

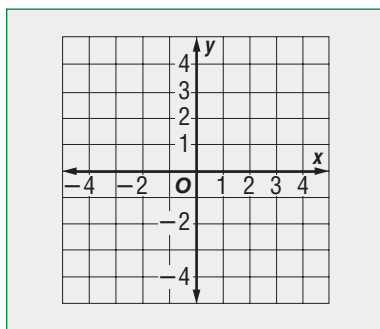
$$2.5 = 2.5 \checkmark$$

$$2.5 = 2.5 \checkmark$$

The solution of the system is (1.5, 2.5).

EXAMPLE No Solution

- 1 Solve the system $y = 2x - 1$ and $y = 2x + 1$ by graphing.



The graphs appear to be lines. Since there is no coordinate point that is a solution of both questions, there is

for the system of equations.

EXAMPLE Infinitely Many Solutions

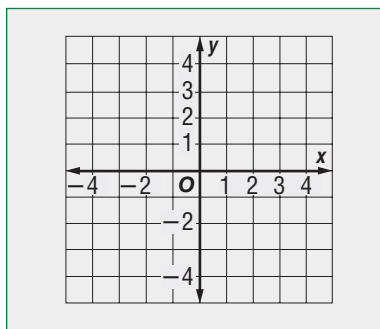
- 1 Solve the system $y = 3x - 2$ and $y - 2x = x - 2$ by graphing.

Write $y - 2x = x - 2$ in slope-intercept form.

$$y - 2x = x - 2 \quad \text{Write the equation.}$$

$$y - 2x + \boxed{} = x - 2 + \boxed{} \quad \text{Add } \boxed{} \text{ to both sides.}$$

$$\boxed{} = \boxed{} - \boxed{} \quad \text{Simplify.}$$

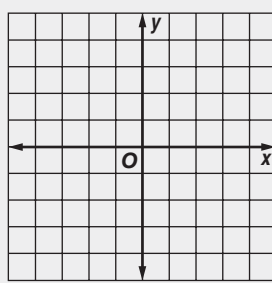


The solution of the system is all pairs of the

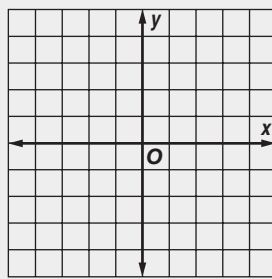
on the line $y = 3x - 2$.

Check Your Progress Solve each system of equations by graphing.

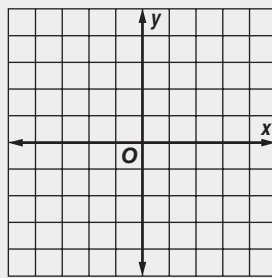
a. $y = x - 4$ and $y = 2x - 6$



b. $y = -3x - 2$ and $y = -3x + 4$



c. $y = 2x - 5$ and $y + 2 = 2x - 3$



Problem-Solving Investigation: Use a Graph

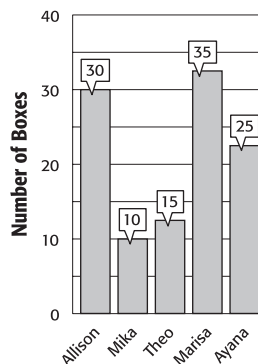
MAIN IDEA

- Solve problems by using a graph.

EXAMPLE Use a Graph

The graph shows how many boxes of cookies were sold by five students for a school fundraiser. How many boxes did the students sell altogether?

Boxes of Cookies Sold



UNDERSTAND The graph shows you how many boxes were sold by each of five students. You want to know the total number of boxes sold by the students.

PLAN Use the graph to add the numbers of boxes sold.

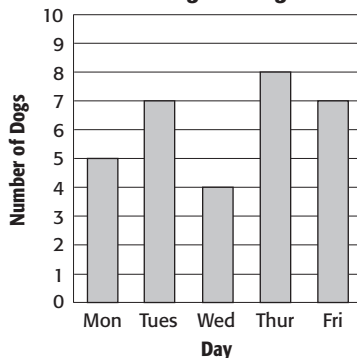
SOLVE + + + + =

The students sold altogether.

CHECK Look at the numbers at the top of each bar. Double check your sum.

Check Your Progress PETS The graph shows how many dogs Edmond walked each day this week. How many dogs did he walk altogether during the week?

Dog Walking



HOMEWORK ASSIGNMENT

Page(s):

Exercises:

MAIN IDEA

- Construct and interpret scatter plots.

BUILD YOUR VOCABULARY (pages 221–222)

A scatter plot is a graph that shows the relationship between sets of data.

A line of fit is a line that is very close to of the data points in a scatter plot.

EXAMPLES Identify a Relationship

Explain whether the scatter plot of the data for each of the following shows a *positive*, *negative*, or *no relationship*.

- 1 cups of hot chocolate sold at a concession stand and the outside temperature

As the temperature decreases, the number of cups of hot chocolate sold . Therefore, the scatter plot might show a relationship.

- 2 birthday and number of sports played

The number of sports played does not depend on your birthday. Therefore, the scatter plot shows relationship.

Check Your Progress Determine whether a scatter plot of the data for the following might show a *positive*, *negative*, or *no relationship*.

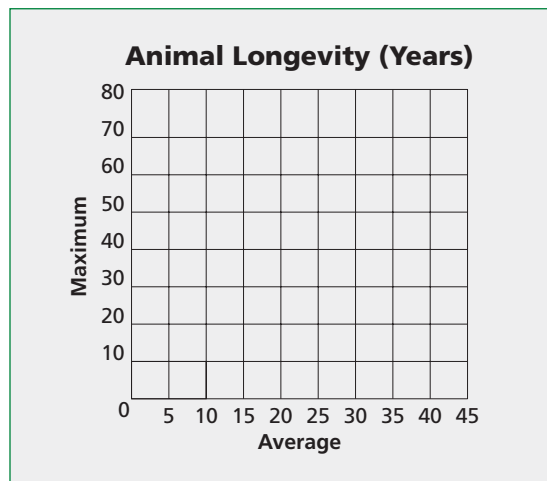
- a. number of cups of lemonade sold at a concession stand and the outside temperature

- b. age and the color of your hair

EXAMPLES Line of Fit

ZOOS The table at the right shows the average and maximum longevity of various animals in captivity.

- 3 Make a scatter plot using the data. Then draw a line that best seems to represent the data.



Longevity (years)	
Average	Maximum
12	47
25	50
15	40
8	20
35	70
40	77
41	61
20	54

Source: *Walker's Mammals of the World*

- 4 Write an equation for this line of fit.

The line passes through points at and .

Use these points to find the slope of the line.

$$m = \frac{y_2 - y_1}{x_2 - x_1} \quad \text{Definition of slope}$$

$$m = \frac{\text{input}}{\text{input}} \quad (x_1, y_1) = \text{input}, (x_2, y_2) = \text{input}$$

$$m = \frac{\text{input}}{\text{input}} \quad \text{Simplify.}$$

The slope is , and the y-intercept is .

Use the slope and the y-intercept to write the equation.

$$y = mx + b \quad \text{Slope-intercept form}$$

$$y = \text{input}x + \text{input} \quad m = \text{input}, b = \text{input}$$

The equation for the line of fit is .

- 5 Use the equation to predict the maximum longevity for an animal with an average longevity of 33 years.

$$y = \frac{3}{2}x + 17.5 \quad \text{Equation for the line of fit}$$

$$y = \frac{3}{2} \boxed{} + 17.5 \text{ or } \boxed{}$$

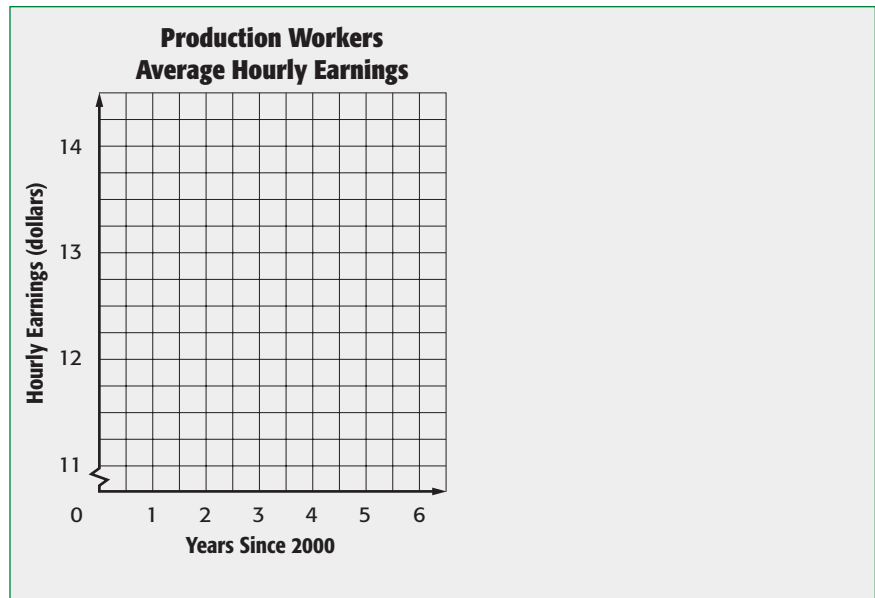
The maximum longevity is about $\boxed{}$.

Check Your Progress

The table shows the average hourly earnings of production workers since 2000.

- Make a scatter plot using the data.
- Write an equation for the best-fit line using points (0, 11.43) and (5, 13.76).
- Use the equation to predict the average hourly earnings of production workers in 2009.

Production Workers Earnings	
Year Since 2000	Average Hourly Earnings
0	\$11.43
1	\$11.82
2	\$12.28
3	\$12.78
4	\$13.24
5	\$13.76
6	\$14.32



HOMEWORK ASSIGNMENT

Page(s):

Exercises:

STUDY GUIDE

FOLDABLES

Use your Chapter 9 Foldable to help you study for your chapter test.

VOCABULARY
PUZZLEMAKER

To make a crossword puzzle, word search, or jumble puzzle of the vocabulary words in Chapter 9, go to:

glencoe.com

BUILD YOUR
VOCABULARY

You can use your completed Vocabulary Builder (pages 221–222) to help you solve the puzzle.

9-1

Sequences

State whether each sequence is arithmetic. Write *yes* or *no*. If it is, state the common difference. Write the next three terms of the sequence.

1. 3, 7, 11, 15, 19, ...

2. 5, -15, 45, -135, 405, ...

3. 5, -1, -7, -13, -19, ...

4. $4\frac{1}{2}$, 3 , $1\frac{1}{2}$, 0 , $-1\frac{1}{2}$, ...

9-2

Functions

Match each description with the word it describes.

5. an output value of a function 6. the set of values of the dependent variable 7. the underlined letter in $f(x) = 2x + 5$ 8. Complete the function table for $fx = 2x + 2$. Then give the domain and range.Domain: Range:

- a. independent variable
b. dependent variable
c. domain
d. range

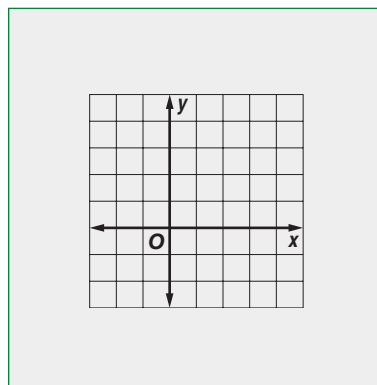
x	$2x + 2$	$f(x)$
-2	<input type="text"/>	<input type="text"/>
0	<input type="text"/>	<input type="text"/>
1	<input type="text"/>	<input type="text"/>
3	<input type="text"/>	<input type="text"/>

9-3

Representing Linear Functions

9. Complete the function table. Then graph $y = -x + 2$.

x	$-x + 2$	y	(x,y)
-2	<input type="text"/>	<input type="text"/>	<input type="text"/>
0	<input type="text"/>	<input type="text"/>	<input type="text"/>
1	<input type="text"/>	<input type="text"/>	<input type="text"/>
3	<input type="text"/>	<input type="text"/>	<input type="text"/>



9-4

Slope

Find the slope of the line that passes through each pair of points.

10. $A(1, -2), B(4, 4)$ 11. $C(1, 2), D(3, -2)$ 12. $E(-1, 2), F(2, 2)$

9-5

Direct Variation

Determine whether each linear function is a direct variation. If so, state the constant of variation.

13.

hours, x	1	2	3	4
wages, y	\$6	\$12	\$18	\$24

14.

length, x	1	3	5	7
width, y	2	6	10	14

15.

hours, x	5	6	7	8
miles, y	480	415	350	285

16.


minutes, x	3	6	8	12
pages, y	66	132	176	264

9-6

Slope-Intercept Form

State the slope and the y-intercept for the graph of each equation.


17. $y = -3x + 4$



18. $y = \frac{2}{3}x - 7$



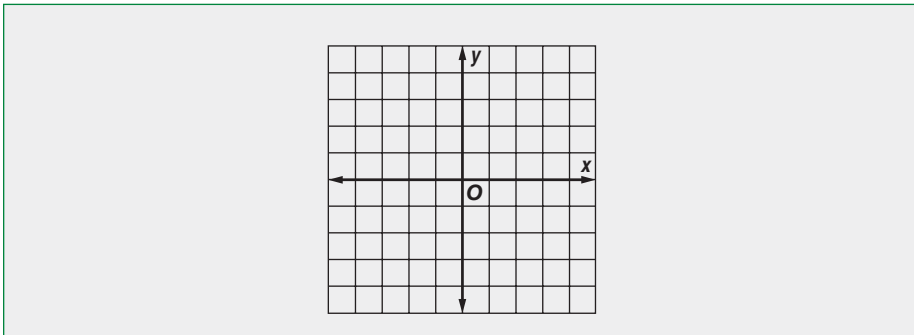
19. $\frac{1}{2}x + y = 8$



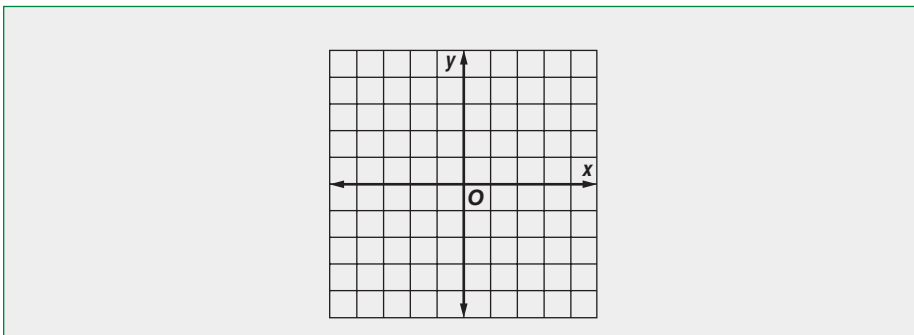
9-7

Systems of Equations

20. Solve the system $y = 2x - 4$ and $y = -x - 1$ by graphing.



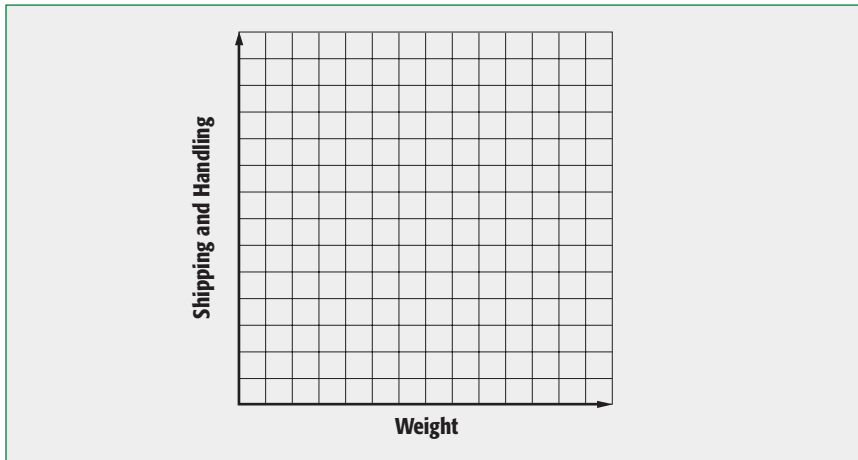
21. Solve the system $y = 4x - 4$ and $y = 4x + 3$ by graphing.



9-8

Problem-Solving Investigation: Use a Graph

22. **SHOPPING** The Buy Online Company charges \$1.50 per pound plus \$2 for shipping and handling. The Best Catalog Company charges \$1 per pound plus \$5 for shipping and handling. Use a graph to determine the weight at which the shipping and handling will be the same for both companies.



9-9

Scatter Plots

23. Complete. A scatter plot that shows a negative relationship will have a pattern of data points that go .

Write whether a scatter plot of the data for the following might show a *positive*, *negative*, or *no relationship*.

24. favorite color and type of pet

Math Online

Visit glencoe.com to access your textbook, more examples, self-check quizzes, and practice tests to help you study the concepts in Chapter 9.

ARE YOU READY FOR THE CHAPTER TEST?

Check the one that applies. Suggestions to help you study are given with each item.

I completed the review of all or most lessons without using my notes or asking for help.

- You are probably ready for the Chapter Test.
- You may want to take the Chapter 9 Practice Test on page 523 of your textbook as a final check.

I used my Foldable or Study Notebook to complete the review of all or most lessons.

- You should complete the Chapter 9 Study Guide and Review on pages 518–522 of your textbook.
- If you are unsure of any concepts or skills, refer to the specific lesson(s).
- You may also want to take the Chapter 9 Practice Test on page 523.

I asked for help from someone else to complete the review of all or most lessons.

- You should review the examples and concepts in your Study Notebook and Chapter 9 Foldable.
- Then complete the Chapter 9 Study Guide and Review on pages 518–522 of your textbook.
- If you are unsure of any concepts or skills, refer to the specific lesson(s).
- You may also want to take the Chapter 9 Practice Test on page 523.

Student Signature

Parent/Guardian Signature

Teacher Signature

Algebra: Nonlinear Functions and Polynomials

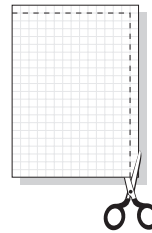


Use the instructions below to make a Foldable to help you organize your notes as you study the chapter. You will see Foldable reminders in the margin of this Interactive Study Notebook to help you in taking notes.

Begin with eight sheets of grid paper.

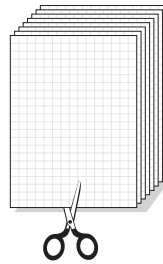
STEP 1

Cut off one section of the grid paper along both the long and short edges.



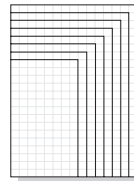
STEP 2

Cut off two sections from the second sheet, three sections from the third sheet, and so on to the 8th sheet.



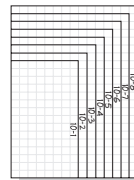
STEP 3

Stack the sheets from narrowest to widest.



STEP 4

Label each of the right tabs with a lesson number.



NOTE-TAKING TIP: When you take notes, define new terms and write about the new concepts you are learning in your own words. Write your own examples that use the new terms and concepts.

BUILD YOUR VOCABULARY

This is an alphabetical list of new vocabulary terms you will learn in Chapter 10. As you complete the study notes for the chapter, you will see Build Your Vocabulary reminders to complete each term's definition or description on these pages. Remember to add the textbook page number in the second column for reference when you study.

Vocabulary Term	Found on Page	Definition	Description or Example
cube root			
monomial			
nonlinear function			
quadratic function			

BUILD YOUR VOCABULARY (page 254)

MAIN IDEA

- Determine whether a function is linear or nonlinear.

Nonlinear functions do not have rates of change. Therefore, their graphs are not straight lines.

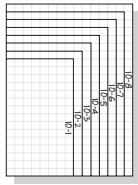
EXAMPLES Identify Functions Using Tables

Determine whether each table represents a *linear* or *nonlinear* function. Explain.

FOLDABLES

ORGANIZE IT

Explain how to identify linear and nonlinear functions using graphs, equations, and tables on the Lesson 10-1 section of your Foldable.



1

x	2	4	6	8
y	2	20	54	104

$\overset{+2}{\curvearrowright}$ $\overset{+2}{\curvearrowright}$ $\overset{+2}{\curvearrowright}$
 $\underset{+18}{\curvearrowleft}$ $\underset{+34}{\curvearrowleft}$ $\underset{+50}{\curvearrowleft}$

As x increases by , y increases by a greater amount each time. The rate of change is not , so this function is .

2

x	1	4	7	10
y	0	9	18	27

$\overset{+3}{\curvearrowright}$ $\overset{+3}{\curvearrowright}$ $\overset{+3}{\curvearrowright}$
 $\underset{+9}{\curvearrowleft}$ $\underset{+9}{\curvearrowleft}$ $\underset{+9}{\curvearrowleft}$

As x increases by , y increases by each time. The rate of change is , so this function is .

Check Your Progress Determine whether each table represents a *linear* or *nonlinear* function. Explain.

a.

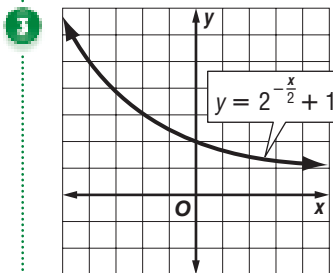
x	1	3	5	7
y	3	7	11	15

b.

x	3	5	7	9
y	1	6	12	20

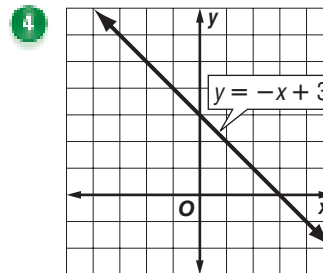
EXAMPLES Identify Functions Using Graphs

Determine whether each graph represents a *linear* or *nonlinear* function. Explain.



The graph is a curve, not a straight line. So, it represents

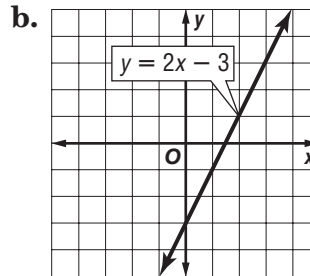
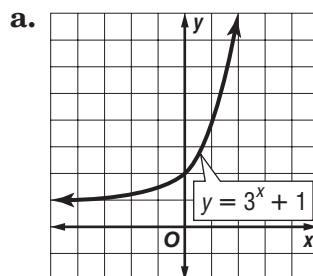
a function.



The graph is a straight line. So, it represents a

function.

Check Your Progress Determine whether each graph represents a *linear* or *nonlinear* function. Explain.



EXAMPLES Identify Functions Using Equations

Determine whether each equation represents a *linear* or *nonlinear* function. Explain.

5 $y = 5x^2 + 3$

Since x is raised to the power, the equation cannot be written in the form $y = mx + b$. So, this function is

.

6 $y - 4 = 5x$

Rewrite the equation as $y =$. This equation is

since it is of the form $y = mx + b$.

Check Your Progress

Determine whether each equation represents a *linear* or *nonlinear* function. Explain.

a. $y = x^2 - 1$

b. $-3x = y + 6$

HOMWORK ASSIGNMENT

Page(s):

Exercises:

MAIN IDEA

- Graph quadratic functions.

BUILD YOUR VOCABULARY (page 254)

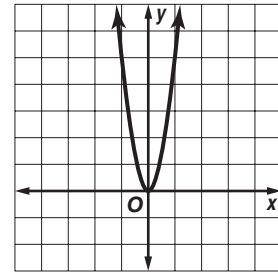
A quadratic function is a function in which the power of the is .

EXAMPLE Graph Quadratic Functions

1 Graph $y = 5x^2$.

To graph a quadratic function, make a table of values, plot the ordered pairs, and connect the points with a smooth curve.

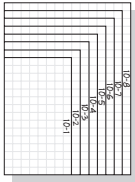
x	$5x^2$	y	(x, y)
-2	$5(-2)^2 = \square$	<input type="text"/>	$(-2, \square)$
-1	$5(-1)^2 = \square$	<input type="text"/>	$(-1, \square)$
0	$5(0)^2 = \square$	<input type="text"/>	$(0, \square)$
1	$5(1)^2 = \square$	<input type="text"/>	$(1, \square)$
2	$5(2)^2 = \square$	<input type="text"/>	$(2, \square)$



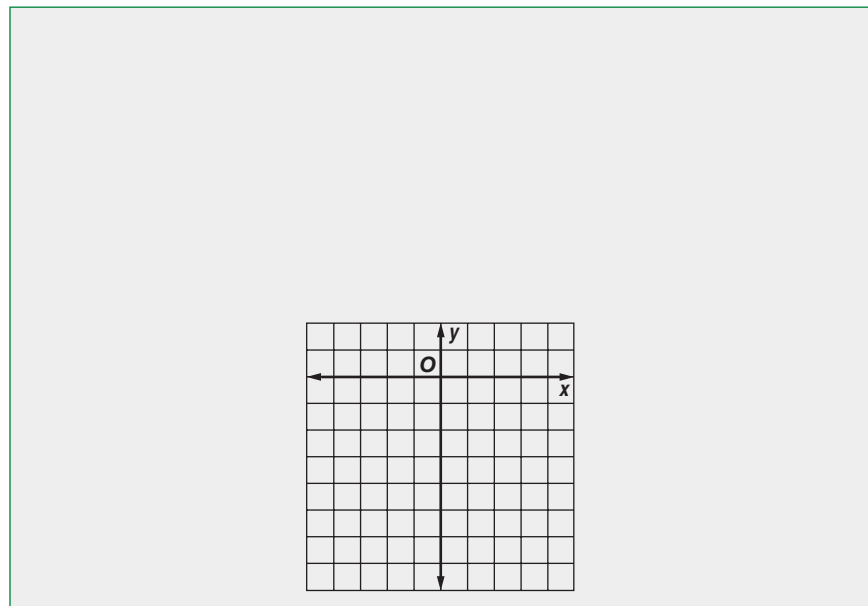
FOLDABLES

ORGANIZE IT

Record what you learn about graphing quadratic functions and using the graphs to solve problems on the Lesson 10-2 section of your Foldable.



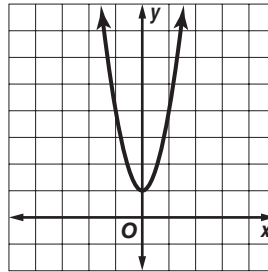
Check Your Progress Graph $y = -3x^2$.



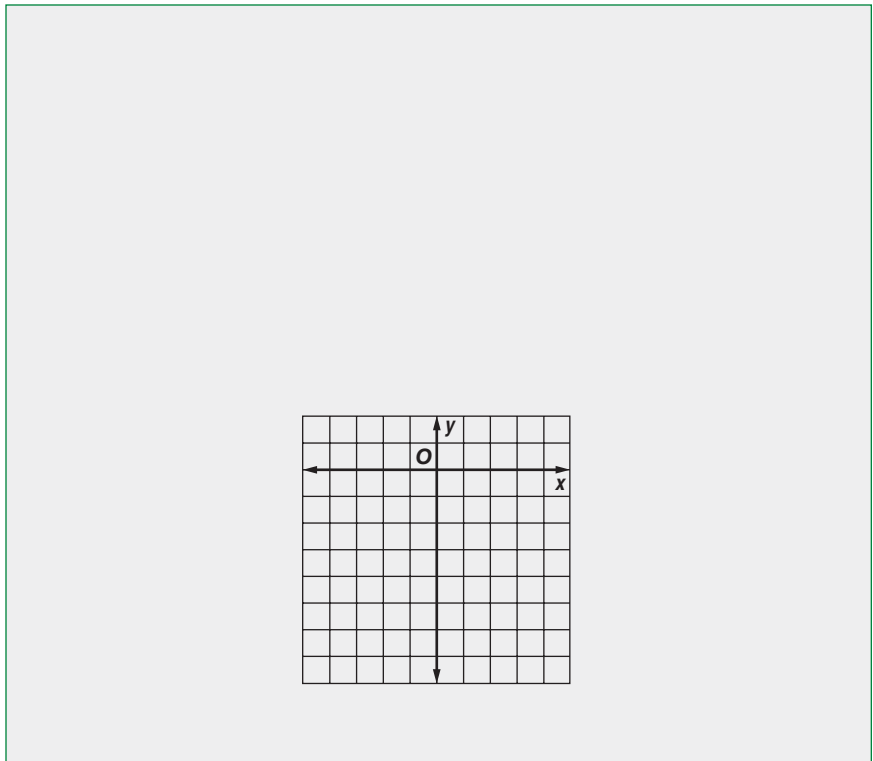
EXAMPLE Graph Quadratic Functions

1 Graph $y = 3x^2 + 1$.

x	$3x^2 + 1$	y	(x, y)
-2	$3(-2)^2 + 1 = \square$	<input type="text"/>	$(-2, \square)$
-1	$3(-1)^2 + 1 = 4$	4	$(-1, 4)$
0	$3(0)^2 + 1 = \square$	<input type="text"/>	$(0, \square)$
1	$3(1)^2 + 1 = 4$	4	$(1, 4)$
2	$3(2)^2 + 1 = 13$	13	$(2, 13)$



Check Your Progress Graph $y = -2x^2 - 1$.



HOMEWORK ASSIGNMENT

Page(s): _____

Exercises: _____

Problem-Solving Investigation: Make a Model

EXAMPLE Make a Model

MAIN IDEA

- Solve problems by making a model.

DESKS Caitlyn is arranging desks in her classroom. There are 32 desks, and she wants to have twice as many desks in each row as she has in each column. Use a model to determine how many desks she should put in each row and how many rows she will need.

UNDERSTAND You know Caitlyn has 32 desks.

PLAN Experiment by arranging 32 tiles into different rows and columns until you have as many tiles in each row as are in each column.

SOLVE

□	□	□	□	□	□	□	□
□	□	□	□	□	□	□	□
□	□	□	□	□	□	□	□
□	□	□	□	□	□	□	□

The correct arrangement is rows with desks in each row.

CHECK Check to see if the arrangement meets Caitlyn’s original requirements.

Check Your Progress **TABLES** Mrs. Wilson wants to arrange tables into a square that is open in the middle and has 8 tables on each side. How many tables will she need altogether?

**HOMEWORK
ASSIGNMENT**

Page(s):

Exercises:

Graphing Cubic Functions

MAIN IDEA

- Graph cubic functions.

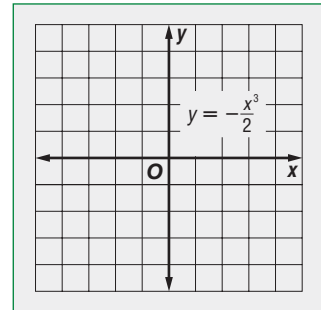
EXAMPLE Graph a Cubic Function

1 Graph $y = -\frac{x^3}{2}$.

Make a table of values.

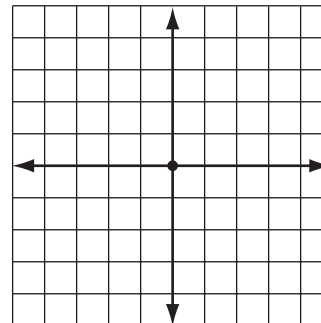
x	$y = -\frac{x^3}{2}$	(x, y)
-2	$-\left(\frac{\square}{2}\right)^3 = -\left(\frac{\square}{2}\right) = -(\square) = \square$	<input type="text"/>
-1	$-\left(\frac{\square}{2}\right)^3 = -\left(\frac{\square}{2}\right) = \square$	<input type="text"/>
0	$-\left(\frac{\square}{2}\right)^3 = -\left(\frac{\square}{2}\right) = \square$	<input type="text"/>
1	$-\left(\frac{\square}{2}\right)^3 = -\left(\frac{\square}{2}\right) = \square$	<input type="text"/>
2	$-\left(\frac{\square}{2}\right)^3 = -\left(\frac{\square}{2}\right) = \square$	<input type="text"/>

Graph the function.



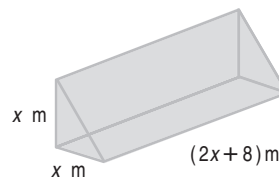
Check Your Progress

Graph $y = 2x^3$.



EXAMPLE

- 1 GEOMETRY** Write a function for the volume V of the triangular prism. Graph the function. Then estimate the dimensions of the prism that would give a volume of approximately 40 cubic meters.



$$V = Bh$$

of a triangular prism

$$V = \frac{1}{2} \cdot x \cdot x \cdot \left(\text{input} \right)$$

Replace B with $\frac{1}{2} \cdot x \cdot x$ and h with $\left(\text{input} \right)$.

$$V = \text{input} (2x + 8)$$

$$\frac{1}{2} \cdot x \cdot x = \text{input}$$

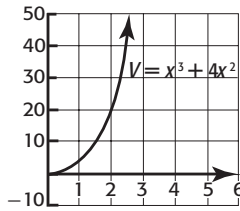
$$V = x \text{input} + 4x \text{input}$$

Distributive Property

The function for the volume V of the box is $V = \text{input}$.

Make a table of values to graph this function. You do not need to include negative values of x since the side length of the prism cannot be negative.

x	$V = x^3 + 4x^2$	(x, V)
0	$(0)^3 + 4(0)^2 = \text{input}$	<input type="text"/>
0.5	$(0.5)^3 + 4(0.5)^2 \approx \text{input}$	<input type="text"/>
1	$(1)^3 + 4(1)^2 = \text{input}$	<input type="text"/>
1.5	$(1.5)^3 + 4(1.5)^2 \approx \text{input}$	<input type="text"/>
2	$(2)^3 + 4(2)^2 = \text{input}$	<input type="text"/>
2.5	$(2.5)^3 + 4(2.5)^2 \approx \text{input}$	<input type="text"/>



To obtain a volume of about 40 cubic meters, the legs of the base are about meters, and the height is $(2 \cdot \text{} + 8)$ or about meters.

Check Your Progress

A rectangular prism has a square base of side length x and a height of $(x - 4)$ feet. Use a graph of this function to estimate the dimensions of the prism that would give a volume of about 70 cubic feet.

**HOMEWORK
ASSIGNMENT**

Page(s):

Exercises:

MAIN IDEA

- Multiply monomials.

KEY CONCEPT

Product of Powers To multiply powers with the same base, add their exponents.

FOLDABLES In the Lesson 10-5 section of your Foldable, record the product of powers rule.

BUILD YOUR VOCABULARY (page 254)

A monomial is a , , or a of a number and one or more variables.

EXAMPLE Multiply Powers

- 1 Find $7^6 \cdot 7^2$. Express using exponents.

$$7^6 \cdot 7^2 = 7^{6+2} \quad \text{The common base is } \boxed{}.$$

$$= \boxed{} \boxed{} \text{ the exponents.}$$

$$\begin{aligned} \text{Check } 7^6 \cdot 7^2 &= (7 \cdot 7 \cdot 7 \cdot 7 \cdot 7 \cdot 7) \cdot (7 \cdot 7) \\ &= 7 \cdot 7 \cdot 7 \cdot 7 \cdot 7 \cdot 7 \cdot 7 \cdot 7 \\ &= \boxed{} \end{aligned}$$

Check Your Progress Find $2^5 \cdot 2^4$. Express using exponents.

EXAMPLE Multiply Monomials

- 1 Find $7x^2(11x^4)$. Express using exponents.

$$7x^2(11x^4) = (7 \cdot 11) \boxed{} \quad \text{Comm. and Assoc. Properties}$$

$$= \boxed{} (x^2 + 4) \quad \text{The common base is } \boxed{}.$$

$$= \boxed{} \boxed{} \text{ the exponents.}$$

Check Your Progress Find $3x^2(-5x^5)$. Express using exponents.

EXAMPLE Multiply Negative Powers

1 Find $4^{-8} \cdot 4^3$. Express using positive exponents.

METHOD 1

$$4^{-8} \cdot 4^3 = 4^{\boxed{}}$$

The common base is $\boxed{}$.

$$= 4^{\boxed{}}$$

$\boxed{}$ the exponents.

$$= \boxed{}$$

Simplify.

METHOD 2

$$4^{-8} \cdot 4^3 = \boxed{} \cdot 4^{\boxed{}}$$

Write 4^{-8} as $\frac{1}{4^8}$.

$$= \frac{1}{\cancel{4 \times 4 \times 4 \times 4 \times 4 \times 4 \times 4 \times 4} \times \cancel{4} \times \cancel{4} \times \cancel{4}} \times \cancel{4} \times \cancel{4} \times \cancel{4}$$

Cancel common values.

$$= \boxed{}$$

Simplify.

Check Your Progress Find $8^7 \cdot 8^{-4}$. Express using positive exponents.

**HOMEWORK
ASSIGNMENT**

Page(s):

Exercises:

MAIN IDEA

- Divide monomials.

KEY CONCEPT

Quotient of Powers To divide powers with the same base, subtract their exponents.

EXAMPLES Divide Powers

Simplify. Express using exponents.

1 $\frac{6^{12}}{6^2}$

$$\frac{6^{12}}{6^2} = 6^{12-2}$$

$$= \square$$

The common base is \square .

Simplify.

1 $\frac{a^{14}}{a^8}$

$$\frac{a^{14}}{a^8} = a^{14-8}$$

$$= \square$$

The common base is \square .

Simplify.

Check Your Progress

Simplify. Express using exponents.

a. $\frac{3^{10}}{3^4}$

b. $\frac{x^{11}}{x^3}$

EXAMPLE

5 TEST EXAMPLE Simplify $\frac{8y^3}{16y^9}$. Express using positive exponents.

A $2y^6$

B $\frac{1}{2y^6}$

C $\frac{1}{2y^3}$

D $\frac{y^6}{8}$

Read the Item

You are asked to simplify the monomial.

Solve the Item

$$\frac{8y^3}{16y^9} = \left(\frac{8}{16} \right) \left(\frac{y^3}{y^9} \right)$$

Group terms

$$= \frac{1}{2} \cdot y^{\quad}$$

Quotient of Powers.

$$= \frac{1}{2} \cdot y^{\quad} \text{ or } \frac{\quad}{\quad}$$

Simplify.

The correct answer choice is .

Check Your Progress

MULTIPLE CHOICE Simplify $\frac{2b^8}{12b^3}$. Express using positive exponents.

F $\frac{b^5}{6}$

G $\frac{1}{6b^5}$

H $6b^{11}$

J $\frac{1}{6b^{11}}$

**HOMEWORK
ASSIGNMENT**

Page(s):

Exercises:

MAIN IDEA

- Find powers of monomials.

KEY CONCEPT

Power of a Power To find the power of a power, multiply the exponents.

FOLDABLES In the Lesson 10-7 section of your Foldable, record the power of a power rule.

EXAMPLES Find the Power of a Power

1 Simplify $(5^2)^8$.

$$(5^2)^8 = 5^{\boxed{}}$$

$$= \boxed{}$$

Power of a Power

Simplify.

2 Simplify $(a^3)^7$.

$$(a^3)^7 = a^{\boxed{}}$$

$$= \boxed{}$$

Power of a Power

Simplify.

Check Your Progress Simplify.

a. $(3^4)^5$

b. $(m^9)^2$

EXAMPLES Power of a Product

3 Simplify $(3c^4)^3$.

$$(3c^4)^3 = 3^{\boxed{}} \cdot c^{\boxed{}}$$

$$= \boxed{}$$

Power of a Product

Simplify.

4 Simplify $(-4p^5q)^2$.

$$(-4p^5q)^2 = (-4)^{\boxed{}} \cdot p^{\boxed{}} \cdot q^{\boxed{}}$$

$$= \boxed{}$$

Power of a Product

Simplify.

Check Your Progress Simplify.

a. $(2b^2)^7$

b. $(-3c^3d^2)^4$

EXAMPLE

- 5 GEOMETRY** Find the volume of a cube with sides of length $6mn^7$ as a monomial.

$V = s^3$

 of a cube

$V = (\text{input})^3$

Replace s with .

$V = 6 \text{ input } m \text{ input } n \text{ input}$

Power of a Product

$V = \text{input}$

Simplify.

The volume of the cube is cubic units.**Check Your Progress** **GEOMETRY** Find the volume of a cube with sides of length $4a^2b$ as a monomial.**HOMEWORK
ASSIGNMENT**

Page(s):

Exercises:

MAIN IDEA

- Find roots of monomials.

BUILD YOUR VOCABULARY (page 254)

The **cube root** of a monomial is one of the equal factors of the monomial.

EXAMPLES Simplify Square Roots

1 Simplify $\sqrt{9k^4}$.

$$\begin{aligned} \sqrt{9k^4} &= \sqrt{9} \cdot \sqrt{\text{input}} \\ &= \text{input} \end{aligned}$$

Product Property of Square Roots

$$3 \cdot 3 = \text{input}; p^2 \cdot p^2 = \text{input}$$

2 Simplify $\sqrt{400w^8x^2}$.

$$\begin{aligned} &\sqrt{400w^8x^2} \\ &= \sqrt{\text{input}} \cdot \sqrt{w^8} \cdot \sqrt{x^2} \\ &= 20 \cdot \text{input} \cdot |x| \\ &= \text{input} \end{aligned}$$

Product Property of Square Roots

$$20 \cdot 20 = \text{input}; w^4 \cdot w^4 = w^{\text{input}}; x \cdot x = x^2$$

Use absolute value to indicate the positive value of x .

Check Your Progress Simplify.

a. $\sqrt{16e^2}$

b. $\sqrt{81a^4b^2}$

EXAMPLES Simplify Cube Roots

3 Simplify $\sqrt[3]{a^6}$.

$$\sqrt[3]{a^6} = \text{input}$$

$$(a^2)^3 = \text{input}$$

FOLDABLES In the Lesson 10-8 section of your Foldable, record the Product Property of Square Roots and the Product Property of Cube Roots.

4 Simplify $\sqrt[3]{343m^{12}}$.

$$\begin{aligned} \sqrt[3]{343m^{12}} &= \sqrt[3]{\boxed{}} \cdot \sqrt[3]{m^{12}} && \text{Product Property of Cube Roots} \\ &= \sqrt[3]{\boxed{}} \cdot \sqrt[3]{m^4 \times m^4 \times m^4} \\ &= \boxed{} && \text{Simplify.} \end{aligned}$$

Check Your Progress Simplify.

a. $\sqrt[3]{y^{12}}$

b. $\sqrt[3]{512h^3}$

EXAMPLE

5 **GEOMETRY** Find the length of one side of a cube whose volume is $729g^{18}$ cubic units.

$V = s^3$ $\boxed{}$ of a cube

$\boxed{} = s^3$ Replace V with $\boxed{}$.

$\sqrt[3]{729g^{18}} = \sqrt[3]{s^3}$ Definition of $\boxed{}$ root

$\sqrt[3]{729} \cdot \sqrt[3]{g^{18}} = \boxed{}$ Product Property of Cube Roots

$\boxed{} = s$ Simplify.

The length of one side of the cube is $\boxed{}$ units.

Check Your Progress **GEOMETRY** Find the length of one side of a cube with a volume of $216x^{15}$ cubic units.

HOMEWORK ASSIGNMENT

Page(s):

Exercises:

STUDY GUIDE

FOLDABLES®

Use your Chapter 10 Foldable to help you study for your chapter test.

VOCABULARY
PUZZLEMAKER

To make a crossword puzzle, word search, or jumble puzzle of the vocabulary words in Chapter 10, go to:

glencoe.com

BUILD YOUR
VOCABULARY

You can use your completed Vocabulary Builder (page 254) to help you solve the puzzle.

10-1

Linear and Nonlinear Functions

Write *linear* or *nonlinear* to name the kind of function described.

1. constant rate change

2. graph that is a curve

3. power of x may be greater than one

4. equation has the form $y = mx + b$

5. Name the kind of function represented. Explain your reasoning.

x	-3	0	3	6
y	10	1	10	37

10-2

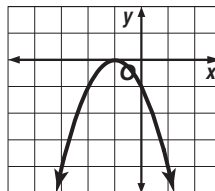
Graphing Quadratic Functions

Determine whether each equation represents a quadratic function. Write *yes* or *no*.

6. $y = 3x - 5$

7. $y = 6 - x^2$

8.



9. Explain how to graph a quadratic function.

10-3

Problem-Solving Investigation: Make a Model

10. **DESIGN** Edu-Toys is designing a new package to hold a set of 30 alphabet blocks. Each block is a cube with each side of the cube being 2 inches long. Give two possible dimensions for the package.

10-4

Graphing Cubic Functions

Determine whether each equation represents a cubic function. Write *yes* or *no*.

11. $y = -3x^2$

12. $y = \frac{1}{3}x^3$

13. $y = -x^3 + 5$

14. Explain the difference in the graph of a quadratic function and the graph of a cubic function.

10-5

Multiplying Monomials

Complete each sentence.

15. To multiply powers with the same base, their exponents.

Simplify. Express using exponents.

16. $5^2 \cdot 5^6$

17. $2x^2 \cdot 4x^3$

18. $(8x^3)(-3x^9)$

10-6

Dividing Monomials

19. To divide powers with the same base, their exponents.

Simplify. Express using positive exponents.

20. $\frac{2^5}{2^2}$

21. $\frac{w^3}{w^8}$

22. $\frac{18a^7}{6a^3}$

10-7

Powers of Monomials

23. To find the power of a power, the exponents.

Simplify.

24. $(8^2)^3$

25. $(k^4)^5$

26. $(4a^2b^4)^4$

10-8

Roots of Monomials

Simplify.

27. $\sqrt{n^4}$

28. $\sqrt{36x^2y^8}$

29. $\sqrt[3]{27d^9}$

30. To find the length of one side of a square when given its area, find the root of the area.

Math Online

Visit glencoe.com to access your textbook, more examples, self-check quizzes, and practice tests to help you study the concepts in Chapter 10.

ARE YOU READY FOR THE CHAPTER TEST?

Check the one that applies. Suggestions to help you study are given with each item.

I completed the review of all or most lessons without using my notes or asking for help.

- You are probably ready for the Chapter Test.
- You may want to take the Chapter 10 Practice Test on page 567 of your textbook as a final check.

I used my Foldable or Study Notebook to complete the review of all or most lessons.

- You should complete the Chapter 10 Study Guide and Review on pages 563–566 of your textbook.
- If you are unsure of any concepts or skills, refer to the specific lesson(s).
- You may also want to take the Chapter 10 Practice Test on page 567.

I asked for help from someone else to complete the review of all or most lessons.

- You should review the examples and concepts in your Study Notebook and Chapter 10 Foldable.
- Then complete the Chapter 10 Study Guide and Review on pages 563–566 of your textbook.
- If you are unsure of any concepts or skills, refer to the specific lesson(s).
- You may also want to take the Chapter 10 Practice Test on page 567.

Student Signature

Parent/Guardian Signature

Teacher Signature

Statistics

FOLDABLES®


Use the instructions below to make a Foldable to help you organize your notes as you study the chapter. You will see Foldable reminders in the margin of this Interactive Study Notebook to help you in taking notes.

Begin with five sheets of $8\frac{1}{2}'' \times 11''$ paper.

STEP 1 Place 4 sheets of paper $\frac{3}{4}$ inch apart.



STEP 2 Roll up bottom edges. All tabs should be the same size.



STEP 3 Crease and staple along the fold.



STEP 4 Label the tabs with the topics from the chapter. Label the last tab Vocabulary.



NOTE-TAKING TIP: As you take notes on a topic, it helps to write how the subject relates to your life. For example, as you learn about different kinds of statistical measures and graphs, you will understand how to evaluate statistical information presented in such places as advertisements and persuasive articles in magazines.

BUILD YOUR VOCABULARY

This is an alphabetical list of new vocabulary terms you will learn in Chapter 11. As you complete the study notes for the chapter, you will see Build Your Vocabulary reminders to complete each term's definition or description on these pages. Remember to add the textbook page number in the second column for reference when you study.

Vocabulary Term	Found on Page	Definition	Description or Example
back-to-back stem-and-leaf plot			
box-and-whisker plot			
circle graph			
histogram			
interquartile range			
leaves			
lower quartile			
mean			

Vocabulary Term	Found on Page	Definition	Description or Example
measures of central tendency			
measures of variation			
median			
mode			
outlier			
quartiles			
range			
stem-and-leaf plot			
stems			
upper quartile			

Copyright © Glencoe/McGraw-Hill, a division of The McGraw-Hill Companies, Inc.

Problem-Solving Investigation: Make a Table

EXAMPLE Make a Table

MAIN IDEA

- Solve problems by making a table.

The list shows the ages of 25 persons selected at random from the audience of a recent showing of a comedy movie. Make a frequency table of the ages using intervals 17–24, 25–32, 33–40, 41–48, and 49–56. What is the most common interval of attendance ages?

26	42	22	26	24
21	27	35	28	18
19	25	46	31	29
17	56	19	41	23
38	20	21	25	22

UNDERSTAND You have a list of ages. You need to know how many ages fall into each interval.

PLAN Make a table to show the frequency, or number, of ages in each interval.

SOLVE The greatest frequency is _____ ages _____,

so this is the most common interval of attendance ages.

CHECK Make sure the frequency table includes each age from the list.

Check Your Progress

The list shows the favorite sports of 25 people selected at random. In the list, S represents soccer, B represents baseball, F represents football, and V represents volleyball. Make a frequency table of the favorite sports. What is the most popular sport?

V	B	S	F	V
S	V	F	V	S
S	F	B	S	B
B	S	V	F	S
F	F	B	S	V

HOMWORK ASSIGNMENT

Page(s): _____

Exercises: _____

MAIN IDEA

- Display and interpret data in a histogram.

BUILD YOUR VOCABULARY (pages 278–279)


A histogram is a type of graph used to display numerical data that have been organized into intervals.

EXAMPLE Construct a Histogram

1 FOOD The list shows the number of grams of caffeine in certain types of tea. Use intervals 1–20, 21–40, 41–60, 61–80, and 81–100 to make a frequency table. Then construct a histogram.

8	47	19	34	30
10	58	20	39	32
12	4	22	40	92
18	85	26	27	

Place a tally mark for each value in the appropriate interval. Then add up the tally marks to find the frequency for each interval.




To construct a histogram, follow these steps.

Step 1 Draw and label a horizontal and vertical axis. Include a title.

Step 2 Show the from the frequency table on the axis.


Step 3 For each caffeine interval, draw a bar whose height is given by the frequencies.



FOLDABLES

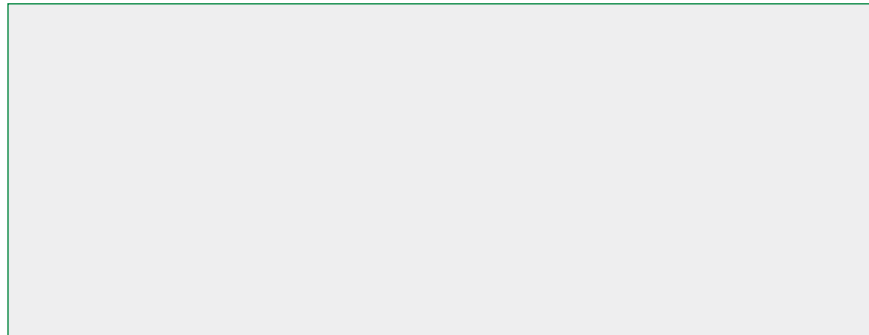
ORGANIZE IT

Under the tab for Lesson 11–2, explain the difference between a bar graph and a histogram. Describe a type of statistics that could be displayed with a histogram.



Check Your Progress The frequency table below shows the amount of caffeine in certain drinks. Draw a histogram to represent the data.

Caffeine Content of Certain Types of Drink		
Caffeine (mg)	Tally	Frequency
0–50		3
51–100		4
101–150		6
151–200		7

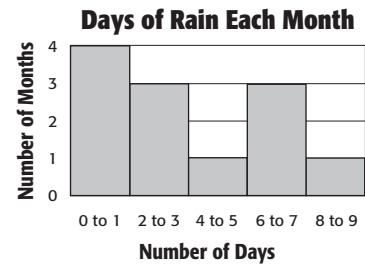


EXAMPLES Analyze and Interpret Data

1 WEATHER How many months had 6 or more days of rain?

Three months had days of rain, and one month had days of rain.

Therefore, + or months had 6 or more days of rain.

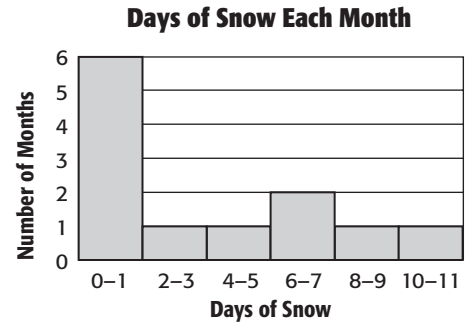


3 WEATHER How many months had exactly 2 days of rain?

This cannot be determined from the data presented in this graph. The histogram indicates that there were that had 2 or 3 days of rain, but it is impossible to tell how many months had days of rain.

Check Your Progress

a. How many months had 6 or more days of snow?



b. How many months had exactly 6 days of snow?

HOMEWORK ASSIGNMENT

Page(s): _____

Exercises: _____


MAIN IDEA

- Construct and interpret circle graphs.

FOLDABLES

ORGANIZE IT

Under the tab for Lesson 11-3, find an example of a circle graph from a newspaper or magazine. Explain what the graph shows.



BUILD YOUR VOCABULARY (pages 278–279)

A circle graph is used to compare parts of a . The entire represents that whole.

EXAMPLE Construct a Circle Graph from Percents

- 1 TORNADOES** The table shows when tornadoes occurred in the United States from 1999 to 2001. Make a circle graph using this information.

Tornadoes in the United States, 1999–2001	
January–March	15%
April–June	53%
July–September	21%
October–December	11%

Source: NOAA

Step 1 There are in a circle. So, multiply each percent by 360 to find the number of degrees for each of the graph.

Jan–Mar:

$$15\% \text{ of } 360 = \text{ } \cdot 360 \text{ or } \text{ }$$

Apr–Jun:

$$53\% \text{ of } 360 = \text{ } \cdot 360 \text{ or about } \text{ }$$


Jul–Sept:

$$21\% \text{ of } 360 = \text{ } \cdot 360 \text{ or about } \text{ }$$

Oct–Dec:

$$11\% \text{ of } 360 = \text{ } \cdot 360 \text{ or about } \text{ }$$

Step 2 Use a compass to draw a circle and a radius. Then use a protractor to draw a angle. This section represents January–March. From the new radius, draw the next angle. Repeat for each of the remaining angles. Label each . Then give the graph a .

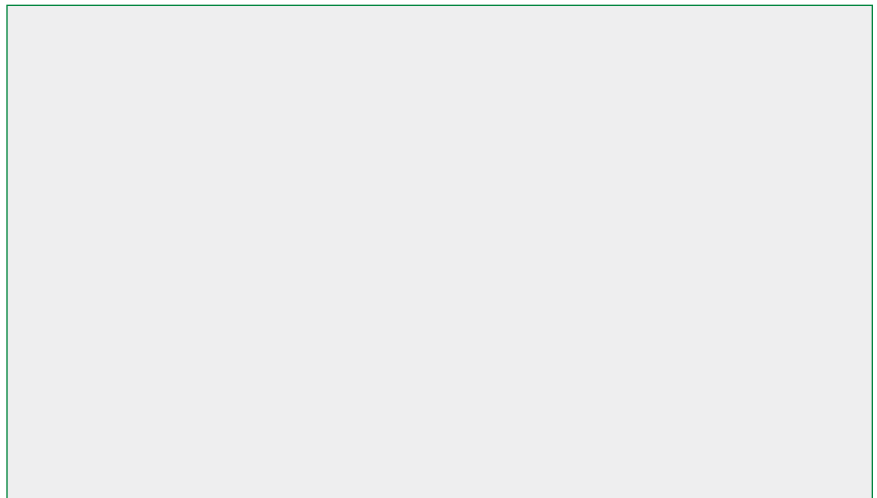


Check Your Progress

HURRICANES The table shows when hurricanes or tropical storms occurred in the Atlantic Ocean during the hurricane season of 2002. Make a circle graph using this information.

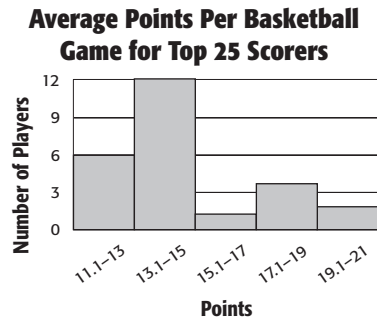
Hurricanes in the United States, 2002	
Month	Percent
July	7%
August	21%
September	64%
October	8%

Source: NOAA



EXAMPLES Construct a Circle Graph from Data

- 1 BASKETBALL** Construct a circle graph using the information in the histogram below.



Step 1 Find the total number of players.

$$6 + \boxed{} + 1 + \boxed{} + 2 = \boxed{}$$

Step 2 Find the ratio that compares the number in each point range to the total number of players. Round to the nearest hundredth.

$$11.1 \text{ to } 13 : 6 \div 25 = \boxed{}$$

$$13.1 \text{ to } 15 : 12 \div 25 = \boxed{}$$

$$15.1 \text{ to } 17 : 1 \div 25 = \boxed{}$$

$$17.1 \text{ to } 19 : 4 \div 25 = \boxed{}$$

$$19.1 \text{ to } 21 : 2 \div 25 = \boxed{}$$

Step 3 Use these ratios to find the number of degrees of each section. Round to the nearest degree if necessary.

$$11.1 \text{ to } 13 : \boxed{} \cdot 360 = \boxed{} \text{ or about } \boxed{}$$

$$13.1 \text{ to } 15 : \boxed{} \cdot 360 = \boxed{} \text{ or about } 173$$

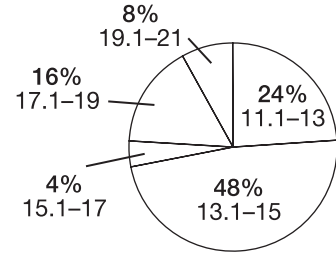
$$15.1 \text{ to } 17 : \boxed{} \cdot 360 = \boxed{} \text{ or about } \boxed{}$$

$$17.1 \text{ to } 19 : \boxed{} \cdot 360 = \boxed{} \text{ or about } \boxed{}$$

$$19.1 \text{ to } 21 : \boxed{} \cdot 360 = \boxed{} \text{ or about } 29$$

Step 4 Use a compass and protractor to draw a circle and the appropriate sections. Label each section and give the graph a title. Write the ratios as percents.

Average Points per Basketball Game for Top 25 Scorers



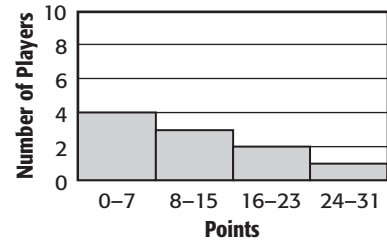
3 Use the circle graph from Example 2 to describe the makeup of the average game scores of the 25 top-scoring basketball players.

Almost $\frac{3}{4}$ of the players had average game scores between 11.1 and 15 points. Fewer than $\frac{1}{4}$ had average game scores greater than points.

Check Your Progress

a. Construct a circle graph using the information in the histogram at right.

Average Points per Football Game for Top 10 Scorers



b. Use the graph to describe the makeup of the average game scores of the 10 top-scoring football players.

HOMEWORK ASSIGNMENT

Page(s):

Exercises:

BUILD YOUR VOCABULARY (pages 278–279)

MAIN IDEA

- Find the mean, median, mode, and range of a set of data.

WRITE IT

The words *central* and *middle* have similar definitions. If mean, median, and mode are measures of central tendency, what do they measure?

Measures of central tendency are numbers that

a set of data.

The **mean** of a set of data is the of the data

the number of items in the data set.

The **median** of a set of data is the number of the data ordered from least to greatest, or the mean of the

numbers.

The **mode** of a set of data is the number or numbers that

occur often.

The **range** of a set of data is between

the greatest and least numbers in a set of data.

EXAMPLE Find Measures of Central Tendency

- 1 The ages, in years, of the actors in a play are 4, 16, 32, 19, 27, 32. Find the mean, median, mode, and range of the data.

Mean
$$\frac{4 + 16 + 32 + 19 + 27 + 32}{\quad} = \quad$$

$\approx \quad$

Median Arrange the numbers in order from to .

4 16 19 27 32 32

$$\frac{\quad + \quad}{\quad} = \quad$$

Mode The data has a mode of .

Range 32 - 4 or .

Check Your Progress

The ages, in years, of the children at a daycare center are 3, 5, 3, 7, 6, 4. Find the mean, median, mode, and range of the set of data.

EXAMPLE Using Appropriate Measures

1 OLYMPICS Select the appropriate measure of central tendency or range to describe the data in the table. Justify your reasoning.

Gold Medals Won by the United States at the Winter Olympics, 1924–2002			
Event	Gold Medals	Event	Gold Medals
Alpine skiing	10	Luge	2
Bobsleigh	6	Short track speed skating	3
Cross country	0	Skeleton	3
Figure skating	13	Ski jumping	0
Freestyle skiing	4	Snowboarding	2
Ice hockey	3	Speed skating	26

Find the mean, median, mode, and range of the data.

Mean
$$\frac{10 + 6 + 0 + 13 + 4 + 3 + 2 + 3 + 3 + 0 + 2 + 26}{\quad} = \frac{\quad}{\quad} = \quad$$

The mean is medals.

Median Arrange the numbers from least to greatest.

0, 0, 2, 2, 3, 3, 3, 4, 6, 10, 13, 26

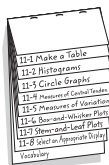
The median is the middle number, or medals.

(continued on the next page)

FOLDABLES

ORGANIZE IT

Under the tab for Lesson 11-4, record how to find the mean, median, and mode of a set of data. Explain *measures of central tendency, mean, median, and mode* in your own words and with examples.



Mode There is one mode, .

Range $26 - 0$ or .

Check Your Progress Select the appropriate measure of central tendency or range to describe the data in the table. Justify your reasoning.

Country	Gold Medals (1896–2002 Summer)
United States	872
Great Britain	180
France	188
Italy	179
Sweden	136
Hungary	150
Australia	102
Finland	101
Japan	97
Romania	74
Brazil	12
Ethiopia	12

HOMEWORK ASSIGNMENT

Page(s):

Exercises:

MAIN IDEA

- Find the measures of variation of a set of data.

KEY CONCEPTS

Range The range of a set of data is the difference between the greatest and the least numbers in the set.

Interquartile Range The interquartile range is the range of the middle half of the data. It is the difference between the upper quartile and the lower quartile.

BUILD YOUR VOCABULARY (pages 278–279)

Measures of variation are used to describe the

of a set of data.

Quartiles are the values that divide the data into

equal parts.

The of the lower half of a set of data is the **lower quartile**.

The median of the of the set of data is the **upper quartile**.

Data that are more than times the value of the **interquartile range** beyond the quartiles are called **outliers**.

EXAMPLE Find Measures of Variation

- 1 **BASKETBALL** Find the measures of variation for the data in the table.

The range is $109 - 91.3$ or

.

Average Points per Game Scored by Top Ten Teams During the NBA Playoffs, 2002

Team	Points Scored
Dallas	109
Minnesota	102
Sacramento	101.1
L.A. Lakers	97.8
Charlotte	96.1
New Jersey	95.4
Orlando	93.8
Indiana	91.6
Boston	91.3
Portland	91.3

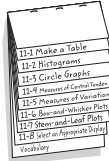
Source: NBA

(continued on the next page)

FOLDABLES

ORGANIZE IT

Under the tab for Lesson 11-5, write what you learn about finding the range and quartiles of a set of data.



EXAMPLE Find Outliers

1 CONCESSION SALES Find any outliers for the data in the table at the right.

First arrange the numbers in order from least to greatest. Then find the median, upper quartile, and lower quartile.

Item Sold at Football Game Concession Stand	
Item	Number Sold
Colas	196
Diet colas	32
Water	46
Coffee	18
Candy bars	39
Hotdogs	23
Hamburgers	16
Chips	41
Popcorn	24

$$16 \quad 18 \quad 23 \quad 24 \quad 32 \quad 39 \quad 41 \quad 46 \quad 196$$

$$\frac{18 + 23}{2} = \boxed{} \quad 32 \quad \frac{41 + 46}{2} = \boxed{}$$

Interquartile Range = $\boxed{}$ - $\boxed{}$ or 23

Multiply the interquartile range,

23, by 1.5.

$$\boxed{} \times \boxed{} = 34.5$$

Find the limits for the outliers.

Subtract 34.5 from the lower quartile.

$$\boxed{} - 34.5 = \boxed{}$$

Add 34.5 to the upper quartile.

$$\boxed{} + 34.5 = \boxed{}$$

The limits for the outliers are $\boxed{}$ and $\boxed{}$.

The only outlier is $\boxed{}$.

Check Your Progress

Find any outliers for the data in the table at right.

Items Sold at School Bookstore	
Item	Number Sold
Pens	35
Pencils	15
Erasers	20
Candy bars	93
Folders	17
School pennants	18
Calculators	2

HOMEWORK ASSIGNMENT

Page(s):

Exercises:

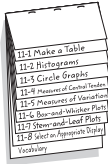
MAIN IDEA

- Display and interpret data in a box-and-whisker plot.

FOLDABLES

ORGANIZE IT

Under the tab for Lesson 11-6, collect data from the Internet, such as number of home runs hit by the players of a baseball team. Draw a box-and-whisker plot to display the data.



BUILD YOUR VOCABULARY (pages 278–279)

A box-and-whisker plot uses a to show the of a set of data.

EXAMPLE Draw a Box-and-Whisker Plot

- 1 POPULATION** Use the data in the table at the right to construct a box-and-whisker plot.

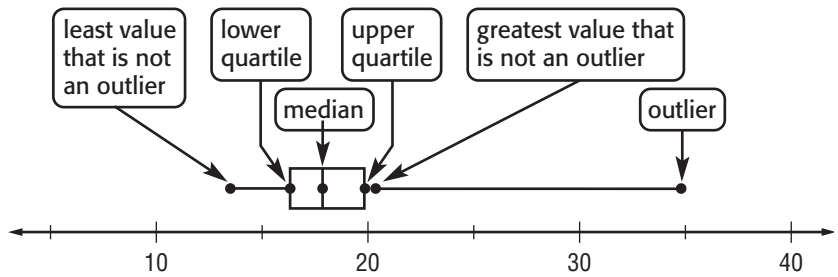
World's Most Populous Cities	
City	Population (millions)
Tokyo	34.8
New York	20.2
Seoul	19.9
Mexico City	19.8
Sao Paulo	17.9
Bombay	17.9
Osaka	17.9
Los Angeles	16.2
Cairo	14.4
Manila	13.5

Source: *Time Almanac*

Step 1 Draw a that includes the least and greatest number in the data.

Step 2 Mark the extremes, the , and the upper and lower above the number line. Since the data have an outlier, mark the greatest value that is not an .


Step 3 Draw the box and whiskers.



Check Your Progress

Use the data in the table at the right to draw a box-and-whisker plot.

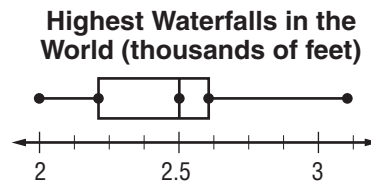
Most Populous U.S. Cities in a Recent Year	
City	Population (in millions)
New York	8.0
Los Angeles	3.7
Chicago	2.9
Houston	2.0
Philadelphia	1.5
Phoenix	1.3
San Diego	1.2
Dallas	1.2



Copyright © Glencoe/McGraw-Hill, a division of The McGraw-Hill Companies, Inc.

EXAMPLE Interpret Data


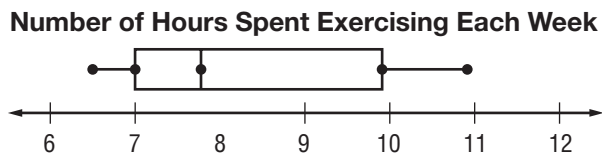
1 WATERFALLS What do the lengths of the parts of the box-and-whisker plot below tell you about the data?



Source: Time Almanac

Data in the quartile are more spread out than the data in the quartile. You can see that data in the quartile are the most spread out because the whisker is than other parts of the plot.

Check Your Progress What do the lengths of the parts of the box-and-whisker plot below tell you about the data?



HOMEWORK ASSIGNMENT

Page(s): _____

Exercises: _____

MAIN IDEA

- Display data in stem-and-leaf plots. Interpret data in stem-and-leaf plots.

BUILD YOUR VOCABULARY (pages 278–279)

The numerical data are listed in ascending or descending order in a **stem-and-leaf plot**. The place value of the data are used for the **stems**. The **leaves** form the place value.

EXAMPLE Draw a Stem-and-Leaf Plot

- 1 FOOD** Display the data in the table in a stem-and-leaf plot with or without the use of technology.

Peanuts Harvested, 2005	
State	Amount (lb/acre)
Alabama	2,800
Florida	2,900
Georgia	3,000
New Mexico	3,200
North Carolina	3,100
Oklahoma	3,200
South Carolina	3,200
Texas	3,500
Virginia	2,800

Step 1 Find the least and greatest number. Then identify the greatest place-value digit in each number.

- The least number, , has 2 in the thousands place.
- The greatest number, , has 3 in the thousands place.

Step 2 Draw a vertical line and write the stems, 2 and 3, to the of the line.

Step 3 Write the leaves to the of the line, with the corresponding stem. For example, for 2,800, write 8 to the right of .

Stem	Leaf
2	8 8 9
3	0 1 2 2 2 5

$2|8 = 2,800 \text{ lb}$

Check Your Progress

BASEBALL Display the data in the table in a stem-and-leaf plot with or without the use of technology.

Stem	Leaf
5	8 9
6	0 1 3 4 5 6
7	0 3

$5|8 = 58$ home runs

Most Home Runs in a Single Season	
Player	Home Runs
Barry Bonds	73
Jimmie Foxx	58
Roger Maris	61
Mark McGwire	65
Mark McGwire	70
Babe Ruth	59
Babe Ruth	60
Sammy Sosa	63
Sammy Sosa	64
Sammy Sosa	66

EXAMPLE Interpret Data

- 1 MEXICO** The stem-and-leaf plot lists the percent of people in each state in 2004 that were born in Mexico, rounded to the nearest whole number.

Stem	Leaf
0	0 0 0 1 1 2 2 3 4 4 5 5 5 6 6 8 8 8
1	0 1 4 4 7
2	1 2 3 8
3	1 2 3 5 5 9 9
4	0 1 2 3 3 3 4 6 8
5	2 6 6
6	4 6
7	4

$3|1 = 31\%$

- a. Which interval contains the most percentages?**

Most of the percentages occur in the interval.

- b. What is the greatest percent of people living in one U.S. state that were born in Mexico?**

The greatest percent of people living in one U.S. state born in Mexico is .

- c. What is the median percent of people living in one U.S. state that were born in Mexico?

The median percent of people living in one U.S. state born in Mexico is .

Check Your Progress Refer to the stem-and-leaf plot in Example 2.

- a. What is the range of the data?
- b. What is the least percent of people living in one U.S. state that were born in Mexico?
- c. What percentages occur most often?

BUILD YOUR VOCABULARY (pages 278–279)

A back-to-back stem-and-leaf plot can be used to compare sets of data.

EXAMPLE Compare Data

- 3 AGRICULTURE** The yearly production of honey in California and Florida is shown for the years 2000 to 2004, in millions of pounds.

California	Stem	Florida
7	1	4
8 4	2	0 0 2 4
2 1	3	
$2 3 = 32$ million lb		$2 0 = 20$ million lb

- a. What state produces the most honey?

California: $17 + 24 + 28 + 31 + 33 =$ million lb

Florida: $14 + 20 + 20 + 22 + 24 =$ million lb

produces the most honey.

(continued on the next page)

b. Which state has the most varied production? Explain.

The data for are more spread out, while the data for are clustered. So, has the most varied production.

Check Your Progress **BABYSITTING** The amount of money Hanna and Jasmine earned babysitting in 2006 is shown in the back-to-back stem-and-leaf plot.

Hanna	Stem	Jasmine
0 0	1	0 2 3 5
0 0 2 2 5 5 8	2	0 0 5
0	3	0 2
	4	0
$0 2 = \$20$		$2 5 = \$25$

a. Who earned more money babysitting?

b. Who has the most varied earnings? Explain.

HOMEWORK ASSIGNMENT

Page(s):

Exercises:

Select an Appropriate Display

EXAMPLES Choose an Appropriate Display


MAIN IDEA

- Select an appropriate display for a set of data.

FOLDABLES

ORGANIZE IT

Under the tab for Lesson 11-8, make a table of data from your science or social studies textbook. Draw a circle graph and bar graph displaying the data. Discuss which graph is most appropriate.



Choose an appropriate type of display for each situation. Then make a display.

1 FARMS Select an appropriate display to show the acreage of farms in Maine. Justify your answer.

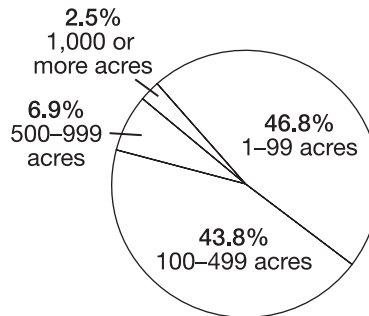
Farms in Maine by Size	
1-99 acres	46.8%
100-499 acres	43.8%
500-999 acres	6.9%
1,000 or more acres	2.5%

Source: USDA

This data deals with percents that have a sum of .

A would be a good way to show percents.

Farms in Maine by Size



2 SCHOOLS Select an appropriate display to show students' favorite school subjects. Justify your reasoning. Then construct the display.

Favorite School Subject	
math	
history	
science	
English	
other	

In this case, there are specific categories. If you want to show the specific number, use a

.

REMEMBER IT

There are many ways to display the same data. However, often one of those ways makes the data easier to understand than do the other ways.

Check Your Progress

- a. Select an appropriate display to show favorite types of television programs. Justify your answer. Then construct the display.

Favorite Type of Television Program	
sitcom	54%
reality	22%
news	10%
game show	8%
cartoon	6%

- b. Select an appropriate display to show students' favorite hobbies. Then construct the display.

Hobby	Number of Students
reading	10
sports	5
listening to music	10
photography	7
other	18

HOMEWORK ASSIGNMENT

Page(s):

Exercises:

STUDY GUIDE


<p>FOLDABLES</p>	<p>VOCABULARY PUZZLEMAKER</p>	<p>BUILD YOUR VOCABULARY</p>
<p>Use your Chapter 11 Foldable to help you study for your chapter test.</p>	<p>To make a crossword puzzle, word search, or jumble puzzle of the vocabulary words in Chapter 11, go to: glencoe.com</p>	<p>You can use your completed Vocabulary Builder (pages 278–279) to help you solve the puzzle.</p>

11-1

Problem-Solving Investigation: Make a Table

1. **MONEY** The list shows weekly allowances for a group of 13- and 14-year-olds. Organize the data in a table using intervals \$2.01–\$3.00, \$3.01–\$4.00, \$4.01–\$5.00, and so on. What is the most common interval of allowance amounts?

\$2.50	\$3.00	\$3.75	\$4.25	\$4.25
\$4.50	\$4.75	\$4.75	\$5.00	\$5.00
\$5.00	\$5.00	\$5.50	\$5.50	\$5.75
\$5.80	\$6.00	\$6.00	\$6.00	\$6.50
\$6.75	\$7.00	\$8.50	\$10.00	\$10.00
\$12.00	\$15.00			

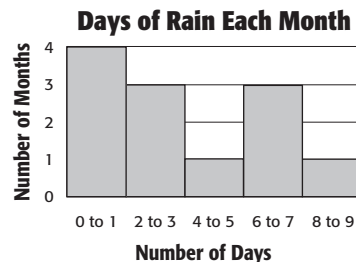


11-2

Histograms

Use the histogram at the right.

2. How many months have less than two days of rain?
3. How many months had between two and seven days of rain?



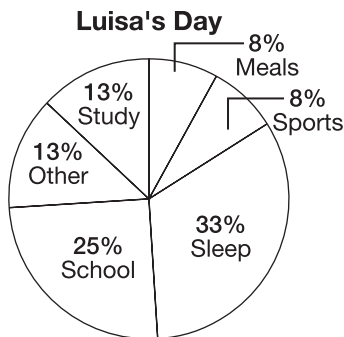
11-3

Circle Graphs

Use the circle graph at the right.

4. What percent of her time does Luisa spend studying?

5. How many degrees are in the section that represents sports?



11-4

Measures of Central Tendency and Range

6. Name the three most common measures of central tendency.

7. Which measure of central tendency best represents the data? Why? 9, 9, 20, 22, 25, 27

11-5

Measures of Variation

Complete.

8. Measures of variation describe the of data.

9. The of a set of data is the difference between the greatest and the least numbers in the set.

10. The range is the difference between the upper and lower quartiles.

11-6

Box-and-Whisker Plots

11. Draw a box-and-whisker plot for the data. 1, 1, 1, 2, 3, 3, 4, 5, 5

11-7

Stem-and-Leaf Plots

FOOTBALL For Exercises 12–14, use the all-time interception leaders data shown at the right.

All-Time NFL Interception Leaders (through 2005)

Stem	Leaf
5	7 7 7 7 7 8
6	2 2 3 5 8
7	1 9
8	1

$6|2 = 62$ interceptions

12. What is the most interceptions by an NFL player through 2005?

13. How many NFL players have 57 interceptions through 2005?

14. What is the median number of interceptions among the leaders represented in the stem-and-leaf plot?

11-8

Select an Appropriate Display

Choose the letter that best matches the type of display to its use.

15. Line Graph

a. shows the frequency of data that has been organized into equal intervals

16. Bar Graph

b. shows the number of items in specific categories in the data using bars

17. Histogram

c. shows change over a period of time

18. Line Plot

d. shows how many times each number occurs in the data

Math Online

Visit glencoe.com to access your textbook, more examples, self-check quizzes, and practice tests to help you study the concepts in Chapter 11.

ARE YOU READY FOR THE CHAPTER TEST?

Check the one that applies. Suggestions to help you study are given with each item.

I completed the review of all or most lessons without using my notes or asking for help.

- You are probably ready for the Chapter Test.
- You may want to take the Chapter 11 Practice Test on page 627 of your textbook as a final check.

I used my Foldable or Study Notebook to complete the review of all or most lessons.

- You should complete the Chapter 11 Study Guide and Review on pages 622–626 of your textbook.
- If you are unsure of any concepts or skills, refer back to the specific lesson(s).
- You may also want to take the Chapter 11 Practice Test on page 627.

I asked for help from someone else to complete the review of all or most lessons.

- You should review the examples and concepts in your Study Notebook and Chapter 11 Foldable.
- Then complete the Chapter 11 Study Guide and Review on pages 622–626 of your textbook.
- If you are unsure of any concepts or skills, refer back to the specific lesson(s).
- You may also want to take the Chapter 11 Practice Test on page 627.

Student Signature

Parent/Guardian Signature

Teacher Signature

Probability


FOLDABLES[®]

Use the instructions below to make a Foldable to help you organize your notes as you study the chapter. You will see Foldable reminders in the margin of this Interactive Study Notebook to help you in taking notes.

Begin with a plain sheet of 11" × 17" paper.

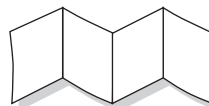
STEP 1

Fold the sheet in half lengthwise. Cut along the fold.



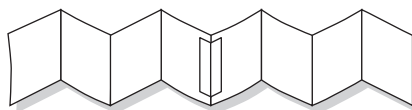
STEP 2

Fold each half in quarters along the width.



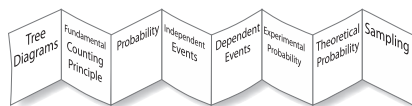
STEP 3

Unfold each piece and tape to form one long piece.



STEP 4

Label each page with a key topic as shown. Refold to form a booklet.



NOTE-TAKING TIP: It helps to take notes as you progress through studying a subject. New concepts often build upon concepts you have just learned in a previous lesson. If you take notes as you go, you will know what you need to know for the concept you are now learning.

BUILD YOUR VOCABULARY

This is an alphabetical list of new vocabulary terms you will learn in Chapter 12. As you complete the study notes for the chapter, you will see Build Your Vocabulary reminders to complete each term's definition or description on these pages. Remember to add the textbook page number in the second column for reference when you study.

Vocabulary Term	Found on Page	Definition	Description or Example
biased sample			
composite experiment			
convenience sample			
dependent events			
event			
experimental probability			
Fundamental Counting Principle			
independent events			
outcome			

Vocabulary Term	Found on Page	Definition	Description or Example
population			
probability			
random			
sample			
sample space			
simple random sample			
stratified random sample			
systematic random sample			
theoretical probability			
tree diagram			
unbiased sample			
voluntary response sample			

Copyright © Glencoe/McGraw-Hill, a division of The McGraw-Hill Companies, Inc.

BUILD YOUR VOCABULARY (pages 308–309)

MAIN IDEA

- Count outcomes by using a tree diagram or the Fundamental Counting Principle.

A **tree diagram** is a diagram used to show the number of **outcomes** in a probability experiment. An **event** is an .

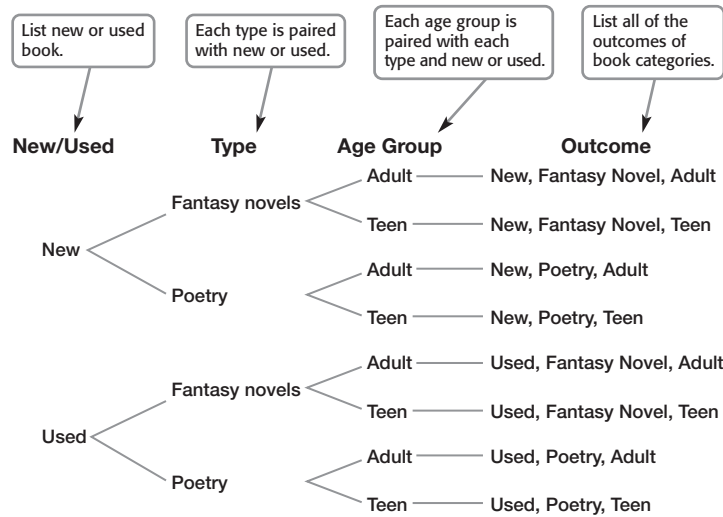
An organized of outcomes is called a **sample space**. One type of organized list is a **tree diagram**.

EXAMPLE Use a Tree Diagram

- 1 BOOKS** A flea market vendor sells new and used books for adults and teens. Today she has fantasy novels and poetry collections to choose from. Draw a tree diagram to determine the number of categories of books.

WRITE IT

How is using a tree diagram to find total number of outcomes like using a factor tree to find prime factors? (see factor trees in Prerequisite Skills page 664)



There are different categories.

KEY CONCEPT

Fundamental Counting Principle If event M can occur in m ways and is followed by event N that can occur in n ways, then the event M followed by the event N can occur in $m \cdot n$ ways.

Check Your Progress

A store has spring outfits on sale. You can choose either striped or solid pants. You can also choose green, pink, or orange shirts. Finally, you can choose either long-sleeved shirts or short-sleeved shirts. Draw a tree diagram to determine the number of possible outfits.

BUILD YOUR VOCABULARY (pages 308–309)

The Fundamental Counting Principle uses to find the number of in a sample space.

EXAMPLE Use the Fundamental Counting Principle

- 1 RESTAURANTS** A manager assigns different codes to all the tables in a restaurant to make it easier for the wait staff to identify them. Each code consists of the vowel A, E, I, O, or U, followed by two digits from 0 through 9. How many codes could the manager assign using this method?

number of possible numbers for the first place	×	number of possible numbers for the second place	×	number of possible numbers for the third place	=	number of possible codes
<input style="width: 40px; height: 20px;" type="text"/>	×	<input style="width: 40px; height: 20px;" type="text"/>	×	<input style="width: 40px; height: 20px;" type="text"/>	=	<input style="width: 40px; height: 20px;" type="text"/>

There are possible codes.

Check Your Progress

A middle school assigns each student a code to use for scheduling. Each code consists of a letter, followed by two digits from 0 through 9. How many codes are possible?

BUILD YOUR VOCABULARY (pages 308–309)

Outcomes are **random** if each outcome is likely to occur. **Probability** is the of outcomes of an event to the total number of outcomes.

FOLDABLES

ORGANIZE IT

Under *Tree Diagram* and *Fundamental Counting Principle*, write notes on what you learned about counting outcomes by using a tree diagram and by using the Counting Principle. Include examples of each.



EXAMPLE Find Probability

COMPUTERS What is the probability that Liana will guess her friend’s computer password on the first try if all she knows is that it consists of three letters?

Find the number of possible outcomes. Use the Fundamental Counting Principle.

$$\begin{array}{ccccccc}
 \text{choices} & & \text{choices for} & & \text{choices for} & & \text{total} \\
 \text{for the fist} & \times & \text{the second} & \times & \text{the third} & = & \text{number of} \\
 \text{letter} & & \text{letter} & & \text{letter} & & \text{outcomes} \\
 \hline
 \square & \times & \square & \times & \square & = & \square
 \end{array}$$

There are possible outcomes. There is correct password. So, the probability of guessing on the first try is .

Check Your Progress

What is the probability that Shauna will guess her friend’s locker combination on the first try if all she knows is that it consists of three digits from 0 through 9?

HOMEWORK ASSIGNMENT

Page(s):

Exercises:

MAIN IDEA

- Find the probability of independent and dependent events.

BUILD YOUR VOCABULARY (pages 308–309)

A compound event consists of simple events.

Independent events are events in



which the outcome of one event affect the outcome of the other events.

KEY CONCEPT

Probability of Two Independent Events
The probability of two independent events can be found by multiplying the probability of the first event by the probability of the second event.

EXAMPLE Probability of Independent Events

- The two spinners below are spun. What is the probability that both spinners will show a number greater than 6?






$$P(\text{first spinner is greater than 6}) = \text{$$

$$P(\text{second spinner is greater than 6}) = \text{$$

$$P(\text{both spinners are greater than 6}) = \frac{3}{10} \cdot \frac{3}{10} \text{ or } \text{$$

Check Your Progress

The two spinners below are spun. What is the probability that both spinners will show a number less than 4?



EXAMPLE

1 TEST EXAMPLE A red number cube and a white number cube are rolled. The faces of both cubes are numbered from 1 to 6. What is the probability of rolling a 3 on the red number cube and rolling the number 3 or less on the white number cube?

A $\frac{1}{2}$

B $\frac{1}{6}$

C $\frac{1}{9}$

D $\frac{1}{12}$

Read the Item

You are asked to find the probability of rolling a 3 on the red number cube and rolling a number 3 or less on the white number cube. The events are because rolling one number cube affect rolling the other cube.

Solve the Item

First, find the probability of each event.

$$P(\text{rolling a 3 on the red number cube}) = \text{$$

$$P(\text{rolling 3 or less on the white number cube}) = \text{$$

Then, find the probability of both events occurring.

$$P(3 \text{ red and } 3 \text{ or less white}) = \text{$$

$$= \text{$$

$$P(A \text{ and } B) = P(A) \cdot P(B)$$

Multiply.

The probability is , which is .

Check Your Progress **MULTIPLE CHOICE** A white number cube and a green number cube are rolled. The faces of both cubes are numbered from 1 to 6. What is the probability of rolling an even number on the white number cube and rolling a 3 or a 5 on the green number cube?

F $\frac{1}{12}$

G $\frac{1}{6}$

H $\frac{1}{3}$

J $\frac{1}{2}$

KEY CONCEPT**Probability of Two Dependent Events**

If two events, A and B , are dependent, then the probability of both events occurring is the product of the probability of A and the probability of B after A occurs.

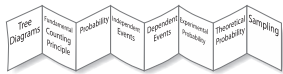
BUILD YOUR VOCABULARY (pages 308–309)

If the outcome of one event does the outcome of another event, the compound events are called **dependent events**.

FOLDABLES

ORGANIZE IT

Under *Independent Events* and *Dependent Events*, write what you learned about how to find the probability of independent and dependent events.



EXAMPLE Probability of Dependent Events

3 There are 4 red, 8 yellow, and 6 blue socks mixed up in a drawer. Once a sock is selected, it is not replaced. Find the probability of reaching into the drawer without looking and choosing 2 blue socks.

Since the first sock replaced, the first event affects the second event. These are dependent events.

$$P(\text{first sock is blue}) = \frac{\text{number of blue socks}}{\text{total number of socks}}$$

$$P(\text{second sock is blue}) = \frac{\text{number of blue socks after one blue sock is removed}}{\text{total number of socks after one blue sock is removed}}$$

$$P(\text{two blue socks}) = \text{input box} \text{ or } \text{input box}$$

Check Your Progress

There are 6 green, 9 purple, and 3 orange marbles in a bag. Once a marble is selected, it is not replaced. Find the probability that two purple marbles are chosen.

HOMEWORK ASSIGNMENT

Page(s):

Exercises:

MAIN IDEA

- Find experimental and theoretical probabilities and use them to make predictions.

BUILD YOUR VOCABULARY (pages 308–309)

A probability that is based on obtained by conducting an is called an **experimental probability**.

A probability that is based on is called a **theoretical probability**.

EXAMPLES Experimental Probability

Nikki is conducting an experiment to find the probability of getting various results when three coins are tossed. The results of her experiment are given in the table.

Result	Number of Tosses
all heads	6
two heads	32
one head	30
no heads	12

- 1** What is the theoretical probability of tossing all heads on the next turn?

The theoretical probability is = .

- 2** According to the experimental probability, is Nikki more likely to get all heads or no heads on the next toss?

Based on the results so far, heads is more likely.

Check Your Progress

Marcus is conducting an experiment to find the probability of getting various results when four coins are tossed. The results of his experiment are given in the table.

Result	Number of Tosses
all heads	6
three heads	12
two heads	20
one head	7
no heads	5

- a. What is the theoretical probability of tossing all tails on the next turn?

- b. According to the experiment probability, is Marcus more likely to get all heads or no heads on the next toss?

EXAMPLE Experimental Probability

- 3** **MARKETING** Eight hundred adults were asked whether they were planning to stay home for winter vacation. Of those surveyed, 560 said that they were. What is the experimental probability that an adult planned to stay home for winter vacation?

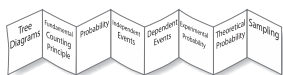
There were people surveyed and said that they were staying home.

The experimental probability is or .

FOLDABLES

ORGANIZE IT

Under *Experimental Probability*, write a few words to compare and contrast experimental and theoretical probabilities.



Check Your Progress

Five hundred adults were asked whether they were planning to stay home for New Year's Eve. Of those surveyed, 300 said that they were. What is the experimental probability that an adult planned to stay home for New Year's Eve?

EXAMPLE Use Probability to Predict

4 MATH TEAM Over the past three years, the probability that the school math team would win a meet is $\frac{3}{5}$. Is this probability experimental or theoretical? Explain.

This is an experimental probability since it is based on what happened in the .

If the team wants to win 12 more meets in the next 3 years, how many meets should the team enter?

This problem can be solved using a proportion.

3 out of 5 meets were wins.

$$\frac{3}{5} \times \frac{12}{x}$$

12 out of x meets should be wins.

Solve the proportion.

$$\frac{3}{5} = \frac{12}{x}$$

$$\boxed{} = \boxed{}$$

$$\boxed{} = \boxed{}$$

$$\boxed{} = \boxed{}$$

$$x = \boxed{}$$

They should enter meets.

Write the proportion.

Find the cross products.

Multiply.

Divide each side by .

REVIEW IT

Explain what a proportion is and how you can solve a proportion. (Lesson 4-3)

Check Your Progress Over the past three years, the probability that the school speech and debate team would win a meet is $\frac{4}{5}$.

a. Is this probability experimental or theoretical? Explain.

b. If the team wants to win 20 more meets in the next 3 years, how many meets should the team enter?

HOMWORK ASSIGNMENT

Page(s):

Exercises:

Problem-Solving Investigation: Act It Out

EXAMPLE Act It Out

MAIN IDEA

- Solve problems by acting them out.

Melvin paid for a \$5 sandwich with a \$20 bill. The cashier has \$1, \$5, and \$10 bills in the register. How many different ways can Melvin get his change?

UNDERSTAND You know that Melvin should receive $\$20 - \5 or in change. You need to determine how many different ways the cashier can make \$15 in change with \$1, \$5, and \$10 bills.

PLAN Use manipulatives such as play money to act out the problem. Record the different ways the cashier can make \$15 in change.

SOLVE

	\$1	\$5	\$10
Method 1		1	1
Method 2	<input type="text"/>		1
Method 3	<input type="text"/>	<input type="text"/>	
Method 4		<input type="text"/>	
Method 5	<input type="text"/>	<input type="text"/>	
Method 6	<input type="text"/>		

The cashier can make the change in different ways.

CHECK Make sure each method adds up to in change.

Check Your Progress

SHOPPING Amanda paid for an \$8 CD with a \$20 bill. The cashier has \$1, \$5, and \$10 bills in the register. How many different ways can Amanda get her change?

**HOMEWORK
ASSIGNMENT**

Page(s):

Exercises:

MAIN IDEA

- Predict the actions of a larger group by using a sample.

BUILD YOUR VOCABULARY (pages 308–309)

A **sample** is a selected group chosen for the purpose of collecting data.

The **population** is the from which the samples under consideration are taken.

An **unbiased sample** is selected so that it is of the entire population.

In a **simple random sample**, each part of the population is equally likely to be chosen.

In a **stratified random sample**, the population is divided into , nonoverlapping groups.

In a **systematic random sample**, the items or people are selected according to a specific or item interval.

EXAMPLES Determine Validity of Conclusions

Determine whether each conclusion is valid. Justify your answer.

- To determine which school lunches students like most, the cafeteria staff surveyed every tenth student who walk into the cafeteria. Out of 40 students surveyed, 19 students stated that they liked the burgers best. The cafeteria staff concludes that about 50% of the students like burgers best.**

The conclusion is . Since the population is the students of the school, the sample is a

. It is .

BUILD YOUR VOCABULARY (pages 308–309)

In a **biased sample**, one or more parts of the population are over others. Two types of samples are **convenience sample** and **voluntary response sample**.

- 1** To determine what sports teenagers like, Janet surveyed the student athletes on the girls' field hockey team. Of these, 65% said that they like field hockey best. Janet concluded that over half of teenagers like field hockey best.

The conclusion is . The students surveyed probably prefer field hockey. This is .

The sample is because the people are easily accessed.

Check Your Progress Determine whether each conclusion is valid. Justify your answer.

- a. To determine what ride is most popular, every tenth person to walk through the gates of a theme park is surveyed. Out of 290 customers, 98 stated that they prefer The Zip. The park manager concludes that about a third of the park's customers prefer The Zip.

- b. To determine whether people prefer dogs or cats, a researcher surveys 80 people at a dog park. Of those surveyed, 88% said that they prefer dogs, so the researcher concludes that most people prefer dogs.

EXAMPLE Using Sampling to Predict

3 BOOKS The student council is trying to decide what types of books to sell at its annual book fair to help raise money for the eighth-grade trip. It surveys 40 students at random. The books they prefer are in the table. If 220 books are to be sold at the book fair, how many should be mysteries?

Book Type	Number of Students
mystery	12
adventure novel	9
sports	11
short stories	8

First, determine whether the sample method is valid. The sample is since the students were randomly selected. Thus, the sample .

$\frac{12}{40}$ or of the students prefer mysteries. So, find

.

$0.30 \times \text{} = \text{}$

About books should be mysteries.

Check Your Progress

The student shop sells pens. It surveys 50 students at random. The pens they prefer are in the table. If 300 pens are to be sold at the student shop, how many should be gel pens?

Type	Number
gel pens	22
ball point	8
glitter	10
roller balls	10

FOLDABLES

ORGANIZE IT

Under *Sampling*, list the different types of samples and how to use them to make predictions. Give examples.




HOMEWORK ASSIGNMENT

Page(s): _____

Exercises: _____

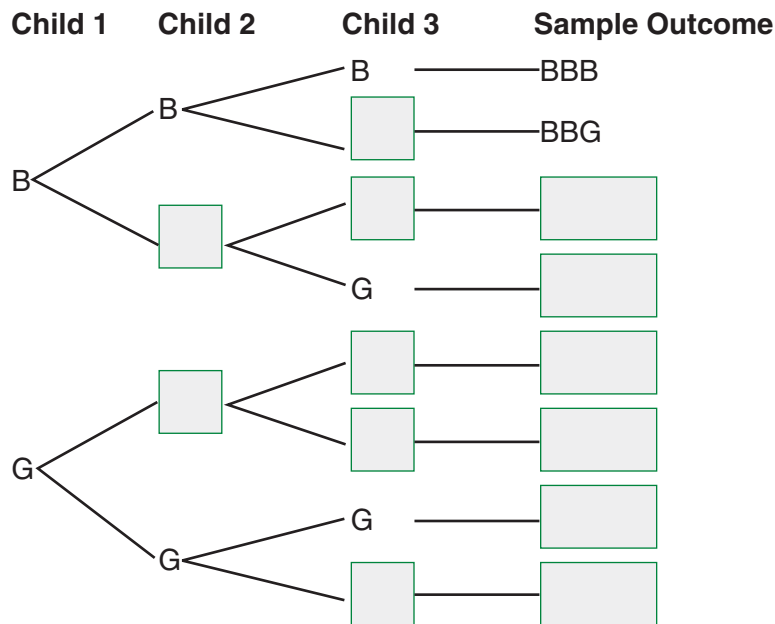
STUDY GUIDE

	<p>VOCABULARY PUZZLEMAKER</p>	<p>BUILD YOUR VOCABULARY</p>
<p>Use your Chapter 12 Foldable to help you study for your chapter test.</p>	<p>To make a crossword puzzle, word search, or jumble puzzle of the vocabulary words in Chapter 12, go to: glencoe.com</p>	<p>You can use your completed Vocabulary Builder (pages 308–309) to help you solve the puzzle.</p>

12-1

Counting Outcomes

- Complete the tree diagram shown below for how many boys and how many girls are likely to be in a family of three children.



- Use the Fundamental Counting Principle to find the number of possible outcomes if there are 4 true-false questions on a test.

$$\square \times \square \times \square \times \square = \square$$

12-2

Probability of Compound Events

3. What is a compound event?

4. Are the events of spinning a spinner and rolling a number cube independent events? Why or why not?

A number cube is rolled and a penny is tossed. Find each probability.

5. $P(4 \text{ and tails})$

6. $P(3 \text{ or less, heads})$

12-3

Experimental and Theoretical Probability

The table at the right shows the results of a survey.

7. How many people bought balloons?

8. How many people were surveyed?

9. What is the experimental probability that a person surveyed preferred balloons?

Item	Number of People
balloons	75
cards	15
decorations	25
cake	50

10. A bag contains 15 red marbles, 25 purple marbles, and 10 yellow marbles. Describe an experiment that you could conduct with the marbles to find an experimental probability.

12-4

Problem-Solving Investigation: Act It Out

11. **SPORTS** There are 32 tennis players in a tournament. If each losing player is eliminated from the tournament, how many tennis matches will be played during the tournament?

12-5

Using Sampling to Predict

12. When you conduct a survey by asking ten students selected at random from each grade at your school what their favorite class is, what type of random sample have you taken?

13. A grocery store owner asks the shoppers in his store where they prefer to shop for groceries. What type of sample has he conducted?

Math Online

Visit glencoe.com to access your textbook, more examples, self-check quizzes, and practice tests to help you study the concepts in Chapter 12.

ARE YOU READY FOR THE CHAPTER TEST?

Check the one that applies. Suggestions to help you study are given with each item.

I completed the review of all or most lessons without using my notes or asking for help.

- You are probably ready for the Chapter Test.
- You may want to take the Chapter 12 Practice Test on page 663 of your textbook as a final check.

I used my Foldables or Study Notebook to complete the review of all or most lessons.

- You should complete the Chapter 12 Study Guide and Review on pages 659–662 of your textbook.
- If you are unsure of any concepts or skills, refer back to the specific lesson(s).
- You may also want to take the Chapter 12 Practice Test on page 663 of your textbook.

I asked for help from someone else to complete the review of all or most lessons.

- You should review the examples and concepts in your Study Notebook and Chapter 12 Foldables.
- Then complete the Chapter 12 Study Guide and Review on pages 659–662 of your textbook.
- If you are unsure of any concepts or skills, refer back to the specific lesson(s).
- You may also want to take the Chapter 12 Practice Test on page 663.

Student Signature

Parent/Guardian Signature

Teacher Signature