

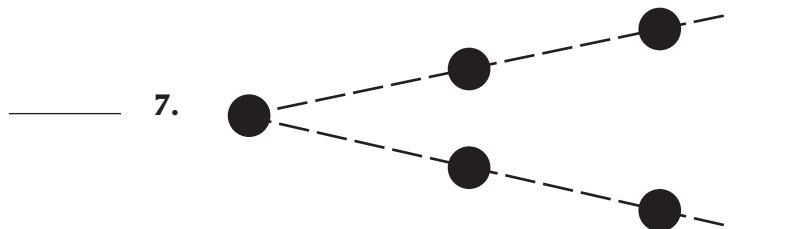


Activity 98

Markings Matching

Directions for Part I: Markings on the pattern serve as guides in making a garment or other project. Match each diagram in the left column with the correct term in the right column by writing the correct letter on the corresponding blank line.

Diagrams

Terms



A. cutting line

B. dart

C. dots

D. grain line

E. notches

F. place on fold

G. stitching line

(Continued on next page)

Activity 98 *continued*

Directions for Part II: In the space provided write the word(s) or phrase(s) that best complete(s) the sentence.

- _____ **8.** The _____ provides step-by-step instructions for using a pattern.
- _____ **9.** A diagram showing how the pattern pieces should be placed on the fabric is called a _____.
- _____ **10.** The pattern pieces have _____ that serve as guides in assembling a project.
- _____ **11.** If the selected pattern does not fit your body, _____ will need to be made to the pattern before it is pinned to the fabric.
- _____ **12.** The amount of fullness added to a pattern for movement and comfort is called _____.
- _____ **13.** To prevent shrinking, the fabric should be _____ before the project is cut out.
- _____ **14.** The _____ of the fabric is tightly woven and has no visible loose threads; the _____ of the fabric have loose threads.
- _____ **15.** To check the grain of fabric, fold the fabric along the grain; then match the selvage and the _____ ends.