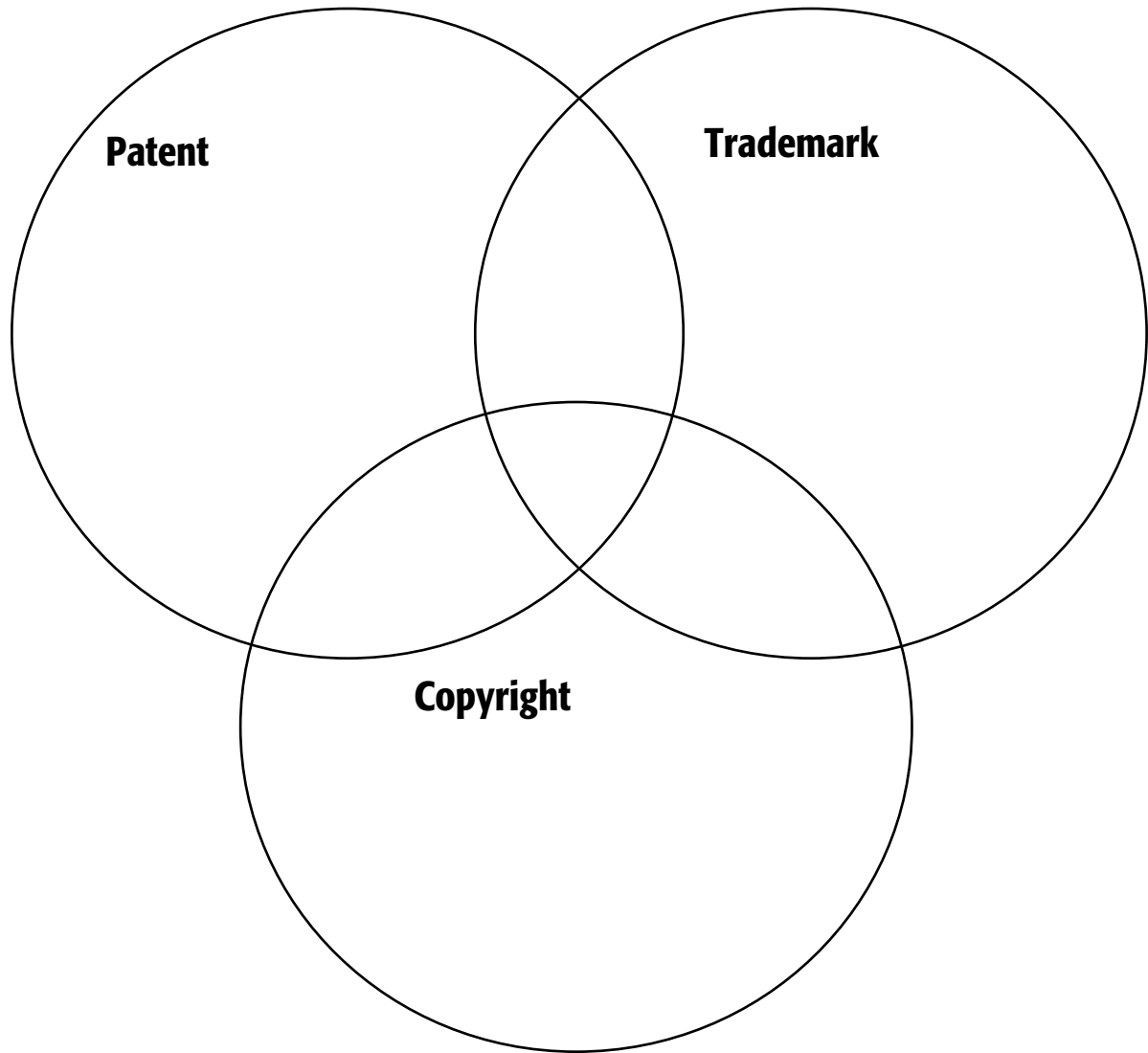


Chapter 5 The Free Enterprise System

Intellectual Property Rights

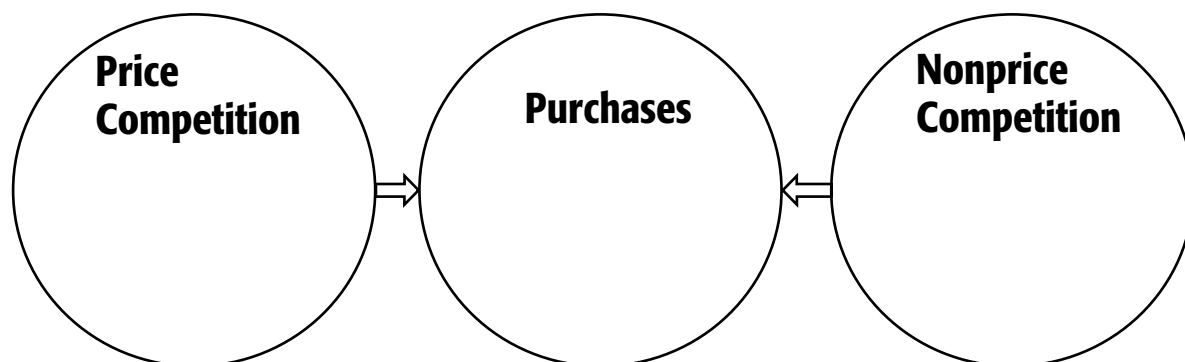
Directions Use this graphic organizer to list similarities and differences between different types of intellectual property rights.



Chapter 5 The Free Enterprise System

Price and Nonprice Competition

Directions Use this graphic organizer to list examples of how price and nonprice competition affect buying decisions.



Chapter 5 The Free Enterprise System

Monopoly

Directions Use this graphic organizer to examine the causes and effects of monopolies.

Monopoly

Cause

A company is able to obtain complete control over the production and sale of a product, perhaps by lowering prices to drive the competition out of business.

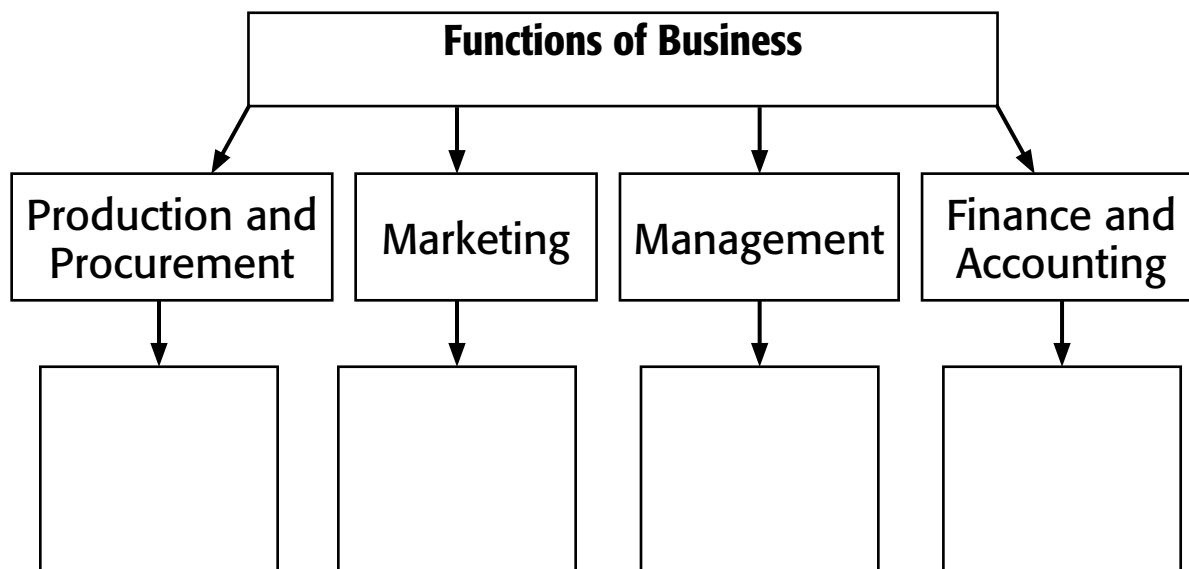
Possible Effects

The diagram consists of a large rectangular box on the left containing the text 'A company is able to obtain complete control over the production and sale of a product, perhaps by lowering prices to drive the competition out of business.' To the right of this box are four smaller, empty rectangular boxes stacked vertically. Four arrows originate from the right side of the large box and point to the top-left corner of each of the four smaller boxes.

Chapter 5 The Free Enterprise System

Functions of Business

Directions Use this graphic organizer to give examples of how each function of business might be applied.



Chapter 5 The Free Enterprise System

SWOT Analysis

Directions Use this graphic organizer to analyze internal strengths and weaknesses.

SWOT

Internal	
Strengths	Weaknesses

Chapter 5 The Free Enterprise System

Management

Directions Use this graphic organizer to list planning, organizing and controlling functions of management.

